




## Sälzer: Investing in the energies of the future

New development in disconnect switches for the DC sector!




## Safely into the future!

### Visions about changes

Energy is one of the key topics that concern us on a daily basis. For maximum safety and availability, the requirements of electrical infrastructures need to be reviewed and the appropriate products supplied. In most cases the generation and use of renewable energy requires switching of DC Loads, and yet the last generation of these switches still bore the characteristics of the familiar AC switches. With the new D200, Sälzer is now in the position to supply a new kind of switch that has been developed from scratch. Its main aim is to provide safe, low-loss and permanent switching of DC and it supports processes where the currently available switches for DC and AC have reached their limits.

### Unlock a wide range of applications for yourself

- Wind turbines and photovoltaic systems
- Inverter systems for photovoltaic
- EV charging points/eMobility
- DC electric motors (as the main switch or maintenance switch)
- Rail sectors
- Battery chargers and recharging stations



### D200 – making the best contacts

The D200 is an outstanding product mainly due to its new operating principle which guaranties pin point accuracy of the contact plates. The silver alloy self-cleaning contacts guarantee permanently low contact resistance with very little contact wear.

### More product features

- Double-break per contact stage
- Very high level of long-term stability of switching parameters
- Operator-independent switching action
- Forced opening of contacts when switching on and off
- Compact design with standard overall height for all capacities
- Complies with IEC 60947-3 and VDE 0660
- Applicable for systems conforming to IEC 60364-7-712:2007

### For safe use in the DC sector

Sälzer provides for controlled plasma reduction with the D200 by means of optimized arc deflection. The new system also contains an advanced arc reduction system for voltages of 800 V DC to 1000 V DC and achieves a high level of thermal stability with minimal current heat losses.



## Technical data for DC in accordance with IEC 60947-3, VDE 0660

Types with standard arc reduction system, expandable up to 3 strings:

Types	Maximum terminal capacity in mm <sup>2</sup>				DC-21B		
	solid		flexible		Operational voltage U <sub>e</sub>		
	min	max	min	max	250 V DC	450 V DC	650 V DC
D211-83200-...	1	10	0,75	6	20 A	16 A	10 A
D221-83200-...	1	10	0,75	6	—	32 A	20 A
D222-83200-...	4	16	2,5	10	50 A	40 A	32 A

Values for DC-21A have been verified and are available on request.

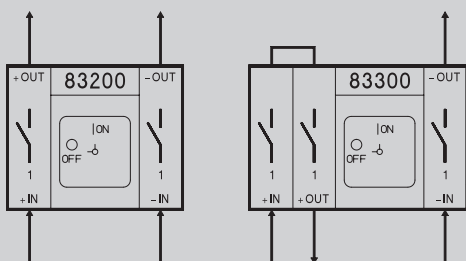
Types with advanced arc reduction system, expandable up to 3 strings:

Types	Maximum terminal capacity in mm <sup>2</sup>				DC-21B	
	solid		flexible		Operational voltage U <sub>e</sub>	
	min	max	min	max	800 V DC	1000 V DC
D241-83200-...	1	10	0,75	6	32 A	20 A
D241-83300-...	1	10	0,75	6	—	32 A
D242-83200-...	4	16	2,5	10	50 A	20 A
D242-83300-...	4	16	2,5	10	50 A	50 A

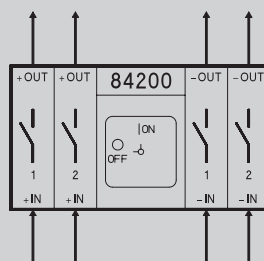
Values for DC-21A have been verified and are available on request.

## Switching diagrams:

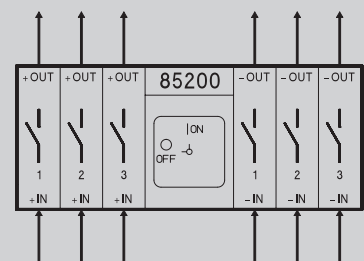
1 string:



2 strings:



3 strings:







If you have any further questions, just contact us.

Salzer USA Corporation  
3802 N. 54th Street  
Mesa, AZ 85215

Phone +1 480-325-2690  
Fax +1 480-985-9663  
info@salzerusa.com

