

020

COMANDO
E SEGNALAZIONE SM2 Ø22

COMMAND AND SIGNALLING
SM2 Ø22

SISTEMA MODULARE 22
MODULAR SYSTEM 22

LA SERIE SM2

La serie SM2 '"SISTEMA MODULARE 22" è progettata per un utilizzo sicuro, facile e intuitivo; le soluzioni adottate facilitano la realizzazione di varie combinazioni garantendo risparmio di tempo e risorse.
Le operazioni di montaggio e manutenzione possono essere svolte con normali utensili e con estrema accessibilità agli operatori.

LA STRUTTURA

Tutti gli operatori possono essere fissati con ghiere metalliche.
Il filetto a sezione trapezoidale e l'accoppiamento plastica / metallo garantisce serraggi sicuri e permanenti.
L'ancoraggio tra operatori ed elementi di contatto o elementi portalampada, è costruito con un profondo incasso poi trattenuto con una molla in acciaio inox.
La struttura degli elementi di contatto è realizzata con estrema robustezza e flessibilità. La componibilità del sistema permette di comporre gli elementi retro pannello in molteplici configurazioni.
La dimensionatura dei blocchi e le sezioni dei sistemi di serraggio garantiscono notevole resistenza alle tensioni da strappo.
I contatti degli operatori New Elfin sono caratterizzati dalle grandi dimensioni delle superfici di contatto e dalla particolare conformazione che garantisce performance di efficienza operativa e di durata superiori alla media.
I nostri prodotti sono progettati e costruiti con tecnopolimeri Hi-tech . Gli spessori applicati e l'aggiunta di materiale di rinforzo conferiscono a tutte le parti grande robustezza e resistenza.
Le parti metalliche sono in acciaio inox o in acciaio trattato, mentre le guarnizioni in gomma resistono a tutte le condizioni climatiche. Queste caratteristiche consentono l' utilizzo in ambienti critici.

DISPOSITIVI D'EMERGENZA

Tutti i sistemi di comando possono essere dotati di un esclusivo dispositivo di arresto d'emergenza, che difende i segnali di arresto di emergenza, mantenendoli coerenti ai requisiti per i quali sono stati progettati.
Il dispositivo neutralizza fattori esterni non controllabili quali forti shock, corrosioni, errori di utilizzo, inadeguata manutenzione ecc.

CAPSULA DI PROTEZIONE

La capsula di protezione è un particolare accessorio per la protezione degli elementi di contatto per l'utilizzo in situazioni ambientali particolarmente gravose.
Garantisce una chiusura ermetica nella parte retropannello ed è particolarmente adatto per l' uso nei settori agricolo, marittimo,cementifico ecc.

THE SM2 SERIES

The SM2 "MODULAR SYSTEM 22" series is designed for a safe, easy, intuitive use; the solutions adopted facilitate the execution of a range of combinations guaranteeing time and resources saving.
Assembly and maintenance can be performed by using standard tools and with easy access to the operators.

STRUCTURE

All operators can be secured by metal locking rings .
The trapezoidal thread and the plastic / metal combination guarantee secure and permanent tightening.
The anchoring mechanism between operators and contact blocks or lampholders consists of a deep recess and a stainless steel spring holding the operator in place.
The structure of the contact blocks is extremely sturdy and flexible.
The modular system allows to compose the rear panel elements in multiple configurations.
The block size and the sections of the tightening systems guarantee considerable tear resistance.
The New Elfin operator contacts feature a large-sized contact surface and a special shape which guarantee above-average efficiency and life.
Our products are designed and manufactured using Hi-tech technopolymers.
The thickness applied and the addition of reinforcement material give all parts great sturdiness and resistance.
The metallic parts are in stainless or treated steel,while the rubber gaskets are resistant to all climatic conditions allowing their use in critical environments.

EMERGENCY DEVICES

All command systems can be equipped with an exclusive emergency stop device, which protects the emergency stop signals, keeping them coherent to the design requirements. The device neutralizes external uncontrollable factors, such as strong shocks, corrosion, incorrect use, unsuitable maintenance, etc.

PROTECTION CAP

The protection cap is a special accessory protecting the contact blocks for use under particulary severe environmental conditions. It guarantees a hermetic sealing in the rear panel area and it is suitable for use in the farming and maritime sectors, cement factories, etc.

SISTEMA MODULARE 22
MODULAR SYSTEM 22



Caratteristiche tecniche
Technical data

Caratteristiche generali

Rispondenza alle norme	UNI CEI EN 45545-2 CEI EN 61373 EN/IEC 60947-1, EN/IEC 60947-5-1 EN/IEC-5-4, EN/IEC 60947-5-5, EN/ISO 13850, EN/IEC 60204-1, IEC 60364-5-53, UL 508 CSA C22-2 N°14
Omologazioni	UL, CSA, RINA
Protezioni climatiche	In esecuzione normale T.C. tutti i climi(40°-UR35%)
Limiti di temperatura	Funzionamento ≥-40°C÷ ≤+70°C Stoccaggio -45°C +75°C **Serie con ghiera in metallo** Funzionamento : ≥-25°C÷ ≤+65°C Stoccaggio -35°C +70°C
Posizione di funzionamento	←→↑↓
Protezione contro scossa elettrica	Classe **II** secondo IEC 61140
Altitudine d' impiego	≤ 3.000 m
Grado di protezione	**IP66** pulsanti normali, luminosi, lampade,selettori. **IP68** pulsanti con cappuccio in gomma e manipo latori. Secondo norma EN/IEC 60529 **IP69K** secondo norma EN/IEC DIN 40050 **Serie con ghiera in metallo** **IP65** pulsanti normali,luminosi,lampade,selettori. **IP66** pulsanti con cappuccio in gomma. Secondo norma EN/IEC 60529
Dimensioni di montaggio	Pannelli con spessore 1÷6 mm Foratura secondo EN/IEC 60947-5-1

a $22{,}3^{+0{,}4}_{-0}$ 0,88"
b $3{,}2^{+0{,}2}_{-0}$ 0,125"
d 30mm 1,18"
e 50mm 1,97"
c $24{,}1^{+0{,}4}_{-0}$ 0,95"

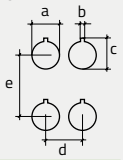

General features

Standards compliance	UNI CEI EN 45545-2 CEI EN 61373 EN/IEC 60947-1, EN/IEC 60947-5-1 EN/IEC-5-4, EN/IEC 60947-5-5, EN/ISO 13850, EN/IEC 60204-1, IEC 60364-5-53, UL 508 CSA C22-2 N°14
Approvals	UL,CSA,RINA
Climatic protection	Normal operation for all climates (40°- RH35%)
Temperature ranges	Operating ≥-40°C÷ ≤+70°C Storage -45°C +75°C **Metal bezel series** Operating: ≥-25°C÷ ≤+65°C Storage -35°C +70°C
Operating positions	←→↑↓
Electrical shock protection	Class **II** in compliance with IEC 61140
Operating altitude	≤ 3.000 m
Protection degree	**IP66** normal, twin, illuminated push-buttons, lamps, selector switches. **IP68** push-buttons with rubber cap and joysticks. In compliance with EN/IEC 60529 **IP69K** in compliance with EN/IEC DIN 40050 **Metal bezel series:** IP65 normal, illuminated push buttons, lamps, selector switches . **IP66** push-buttons with rubber cap In compliance with EN/IEC 606529
Mounting dimensions	1÷6 mm panels. Drilling in compliance with EN/IEC 60947-5-1

a $22{,}3^{+0{,}4}_{-0}$ 0,88"
b $3{,}2^{+0{,}2}_{-0}$ 0,125"
d 30mm 1,18"
e 50mm 1,97"
c $24{,}1^{+0{,}4}_{-0}$ 0,95"

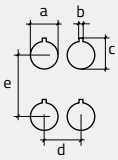

Caratteristiche meccaniche

Resistenza agli urti	50g (durata: 11ms) mezza sinusoide secondo IEC 60068-2-7
Resistenza alle vibrazioni	16g 40÷500 Hz secondo IEC 60068-2-6
Coppia di serraggio	Ghiera di fissaggio operatori: 2÷3 Nm, Viti terminali: 0,8÷1,0 Nm
Viti terminali	Testa combinata taglio e Phillips Ph2 in acciaio zincato o acciaio inox per versioni E10AU/E01AU Capacità di chiusura : ≥1 x 0,5 mm /≤2x2,5 mm Capicorda a forcella "spring spade"
Forze di azionamento	Pulsante con contatto NO: 5N - selettore: 0,15 Nm contatti aggiuntivi NO /NC: 1,5 N
Funzionamento contatti	NO/NC ad azione lenta con autopulitura a strisciamento- Contatti NC ad apertura positiva ⊕ secondo EN/EIC947-5-1 allegato K
Corsa e commutazioni contatti	1mm NC 3,6mm NO 2,5mm NCR 1,9mm NOA 0 1 2 3 4 5 Normalmente Chiuso Normalmente Aperto
Forza di apertura positiva	Pulsante normale: 5 N Pulsante a fungo: 40 N
Velocità di azionamento	Min. 10 mm / sec Max. 20mm / sec
Durata meccanica	Pulsanti normali, luminosi: 3 milioni di manovre. Selettori, manipolatori: 1 milione di manovre. Emergenza fungo aggancio e stabili: 500.000 manovre
Grado di protezione	Morsetti IP20 secondo IEC60529
Identificazione morsetti	1°cifra: ordine di montaggio su flangia di connessione - 2°cifra: funzione contatto su elemento 1-2 NC / 3 4 NO

Mechanical features

Shock resistance	50g (duration:11ms) half sine wave in compliance with IEC 60068-2-27
Vibration resistance	16g 40÷500 Hz in compliance with IEC 60068-2-6
Tightening torque	Operator locking ring: 2 ÷ 3 Nm. Terminal screws: 0.8÷1.0 Nm
Terminal screws	Combined slot and Phillips Ph2 head, zinc plated or stainless steel for E10AU /E01AU. Connection capacity : ≥1 x 0.5 mm /≤2x2.5 mm Fork spring spade terminals
Operating forces	Push-button with NO contact: 5N - selector switch: 0.15 Nm, additional NO/NC contacts: 1.5 N
Contact operation	NO/NC slow action with wiping, self-cleaning. NC contacts, positive opening ⊕ in compliance with EN/EIC947-5-1, annex K
Contact travel and switching points	1mm NC 3.6mm NO 2.5mm NCR 1.9mm NOA 0 1 2 3 4 5 Normally Closed Normally Open
Positive opening force	Normal push-button: 5 N Mushroom push-button: 40 N
Operating speed	Min. 10 mm / sec Max. 20mm / sec
Mechanical life	Normal,illuminated push-buttons: 3 million cycles. Selector switches, joysticks: 1 million cycles. Emergency stop mushroom push-buttons, latching or maintained: 500.000 cycles
Degree of protection	Terminals IP20 in compliance with IEC60529
Identification of terminals	1st digit: assembling order on connection flange 2nd digit: element contact function 1-2 NC / 3-4 NO

Caratteristiche tecniche
Technical data

Caratteristiche elettriche

Tensione nominale isolamento	Ui 690 V grado di inquinamento 3 secondo EN/IEC 60947-1
Tensione di tenuta agli impulsi	Uimp 4KV secondo EN/IEC 60947-1
Corrente nominale termica	Ith10A secondo EN/IEC 60947-5-1
Protezione corto circuito	Fusibili DIAZED 10A classe d'intervento gL/gG forma D II secondo IEC 60269-1
Materiale contatti	Pastiglie di contatto in Ag 1000/1000 per versioni Au: Ag 1000/1000, dorati

Categorie nominali d'impiego

Secondo EN/IEC 947-5-1 / UL 508

Cat AC15 / A600		Cat.DC13 / P300	
Ue V	Ie A	Ue V	Ie A
24	10	24	5
48	8	48	2.7
60	6	60	2
110	6	110	1.1
220	3	220	0.55
380	2		
400	1.5		
500	1.5		
600	1.2		

Durata elettrica

Corrente alternata 50÷60 Hz cat AC15

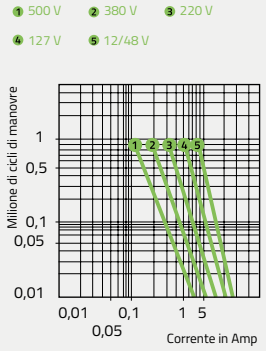

Corrente continua cat DC 13

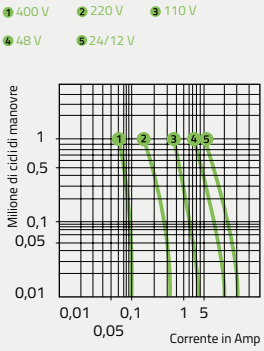

Affidabilità elettrica (percentuale di guasto)	Secondo EN/IEC 947-5-4 Contatti 020 E10/E01 12V-5mA $<10^{-8}$ Contatti 020 E10AU/E01AU 5V-1mA $<10^{-7}$
Portalampada operatori luminosi	Attacco BA9S: lampade incandescenza, neon, multiled. Potenze raccomandate: lampade 2,6 W pulsanti,selettori 1,2 W
Durata lampade	Incandescenza ≤1000h-Neon ≤3000h Multiled≥50.000h

Configurazione contatti

Electrical features

Rated insulation voltage	Ui 690 V pollution degree 3 in compliance with EN/IEC 60947-1
Impulse withstand voltage	Uimp 4KV in compliance withEN/IEC 60947-1
Rated thermal current	Ith10A in compliance with EN/IEC 60947-5-1
Short circuit protection	Fuses DIAZED 10 A operating class gL.gG shape D II in conformity with IEC 60269-1
Contact material	Contact pads on Ag 1000/1000 for models Au: Ag 1000/1000, gold plated

Electrical ratings

In compliance with EN/IEC 947-5-1 / UL 508

Cat AC15 / A600		Cat.DC13 / P300	
Ue V	Ie A	Ue V	Ie A
24	10	24	5
48	8	48	2.7
60	6	60	2
110	6	110	1.1
220	3	220	0.55
380	2		
400	1.5		
500	1.5		
600	1.2		

Electrical durability

Alternated current 50÷60 Hz cat AC15

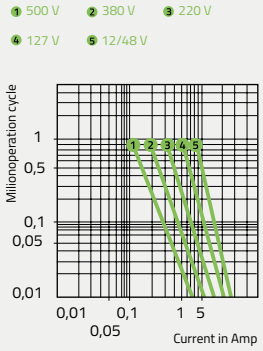

Direct current cat DC 13

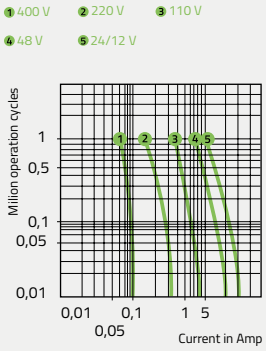

Electrical reliability (failure percentage)	In compliance with EN/IEC 947-5-4 Contact 020 E10/E01 12V-5mA $<10^{-8}$ Contact 020 E10AU/E01AU 5V-1mA $<10^{-7}$
Lampholder illuminated operators	BA9S socket: incandescent,neon,multiled lamps Recommended power: lamps 2.6W push-buttons, selector switches 1.2W
Lamp life	Incandescent ≤1000h-Neon ≤3000h Multiled≥50.000h

Contact configuration

Max N°2 CONTATTI
Selettori luminosi.

Anche per serie ghiera metallica.

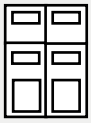

Max N°4 CONTATTI
Pulsanti stabili, pulsanti doppi, manipolatori, emergenza ad aggancio.

Anche per serie ghiera metallica.



Max 6 CONTATTI
Pulsanti a fungo momentanei.

Serie ghiera metallica: Pulsanti non luminosi, pulsanti luminosi, pulsanti a fungo momentanei, selettori



Max 8 CONTATTI
Pulsanti non luminosi, pulsanti luminosi, selettori.

Non applicabile alla serie ghiera metallica.

Max 2 CONTACTS
Illuminated seletor switches.

Also for Metal bezel series.

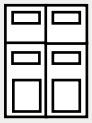

Max 4 CONTACTS
Maintained push-buttons, twin push-buttons, joysticks latching emergency push-buttons.

Also for Metal bezel series.

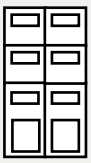

Max 6 CONTACTS
Momentary mushroom push-buttons.

Metal bezel series: Non-illuminated push-buttons, momentary mushroom push-buttons, selector switches.



Max 8 CONTACTS
Non-illuminated push-buttons, illuminated push-buttons, selector switches.

Not applicable to Metal bezel series.



Pulsanti normali Ø22
Normal push-buttons Ø22

Pulsanti normali / Normal push-buttons

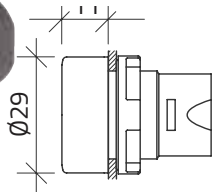

Pulsanti con guardia / Guarded push-buttons

Per marcatura consultare pag. 50 / For marking see page 50

	g	cod
● Nero / Black	19	020PIN
● Rosso / Red	19	020PIR
● Verde / Green	19	020PIV
● Giallo / Yellow	19	020PIG
● Blu / Blue	19	020PIBL
● Blu di prussia / Dark blue	19	020PIBP
○ Bianco / White	19	020PIB
● Grigio / Grey	19	020PIGR
● Arancio / Orange	19	020PIA
Stabili / Maintained		
● Nero / Black	19	020PPIN
● Rosso / Red	19	020PPIR
● Verde / Green	19	020PPIV

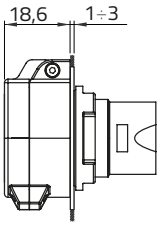

Pulsanti con guardia, protezione piombabile
Guarded push-buttons, sealable protection

● Nero / Black	28	020PINPP
● Verde / Green	28	020PIVPP
● Giallo / Yellow	28	020PIGPP
● Rosso / Red	28	020PIRPP
Stabili / Maintained		
● Nero / Black	28	020PPINPP
● Verde / Green	28	020PPIVPP
● Giallo / Yellow	28	020PPIGPP
● Rosso / Red	28	020PPIRPP

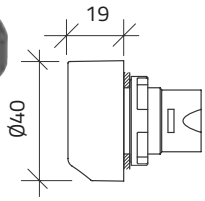

Pulsanti con guardia Ø32 / Guarded push-buttons Ø32

● Nero / Black	30	020PFG3N
● Rosso / Red	30	020PFG3R
● Verde / Green	30	020PFG3V
● Giallo / Yellow	30	020PFG3G
● Blu / Blue	30	020PFG3BL
● Blu di prussia / Dark blue	30	020PFG3BP
● Grigio / Grey	30	020PFG3GR

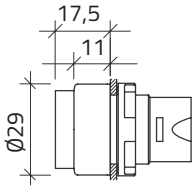

Pulsanti sporgenti / Projecting push-buttons

● Nero / Black	22	020PSN
● Rosso / Red	22	020PSR
● Verde / Green	22	020PSV
● Giallo / Yellow	22	020PSG
● Blu / Blue	22	020PSBL
○ Bianco / White	22	020PSB
● Grigio / Grey	22	020PSGR
● Arancio / Orange	22	020PSA
Stabili / Maintained		
● Nero / Black	22	020PPSN
● Rosso / Red	22	020PPSR
● Verde / Green	22	020PPSV

Pulsanti normali Ø22
Normal push-buttons Ø22

Pulsanti normali / Normal push-buttons

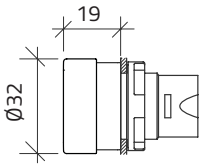

Pulsanti sporgenti Ø32 / Projecting push-buttons Ø32

	g	cod
● Nero / Black	24	020PF3N
● Rosso / Red	24	020PF3R
● Verde / Green	24	020PF3V
● Giallo / Yellow	24	020PF3G
● Blu / Blue	24	020PF3BL
● Blu di prussia / Dark blue	24	020PF3BP
● Grigio / Grey	24	020PF3GR

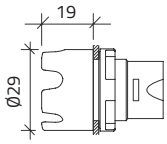

Pulsanti con guardia estesa / Push-buttons with extended guard

● Nero / Black	23	020PIPN
● Rosso / Red	23	020PIPR

Pulsanti con cappuccio in gomma
Push-buttons with rubber cap

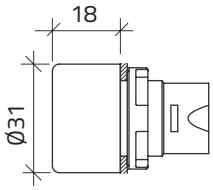

Pulsanti con guardia / Guarded push-buttons

	g	cod
● Nero / Black	21	020PICGN
● Rosso / Red	21	020PICGR
● Verde / Green	21	020PICGV
● Giallo / Yellow	21	020PICGG
● Blu / Blue	21	020PICGBL
● Blu di prussia / Dark blue	21	020PICGBP
○ Bianco / White	21	020PICGB
● Grigio / Grey	21	020PICGGR
● Arancio / Orange	21	020PICGA

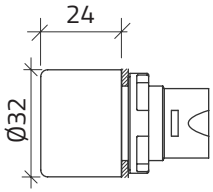

Pulsanti sporgenti / Projecting push-buttons

● Nero / Black	21	020PSCGN
● Rosso / Red	21	020PSCGR
● Verde / Green	21	020PSCGV
● Giallo / Yellow	21	020PSCGG
● Blu / Blue	21	020PSCGBL
○ Bianco / White	21	020PSCGB
● Grigio / Grey	21	020PSCGGR
● Arancio / Orange	21	020PSCGA

Pulsanti di riarmo / Reset push-buttons

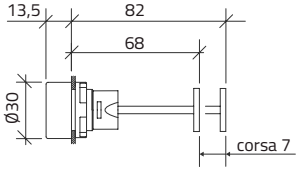

	g	cod
● Rosso / Red	31	020RTAIR
● Verde / Green	31	020RTAIV
● Blu / Blue	31	020RTAIBL

Pulsanti normali Ø22
Normal push-buttons Ø22

Pulsanti a fungo momentanei
Momentary mushroom push-buttons

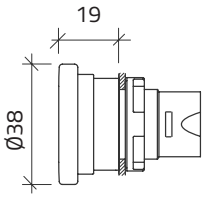

Pulsanti a fungo Ø38 / Mushroom push-buttons Ø40

	g	cod
● Nero / Black	24	020PFN
● Rosso / Red	24	020PFR
● Verde / Green	24	020PFV
● Giallo / Yellow	24	020PFG
● Blu / Blue	24	020PFBL
● Blu di prussia / Dark blue	24	020PFBP
● Grigio / Grey	24	020PFGR
Stabili / Maintained		
● Nero / Black	24	020PPFN
● Rosso / Red	24	020PPFR
● Verde / Green	24	020PPFV
● Giallo / Yellow	24	020PPFG

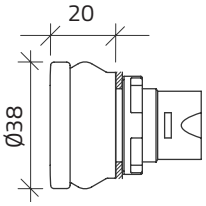

Pulsanti a fungo Ø38 con soffietto
Mushroom push-buttons Ø38 with bellows

● Nero / Black	24	020PFSGN
● Rosso / Red	24	020PFSGR
● Verde / Green	24	020PFSGV
● Giallo / Yellow	24	020PFSGG
● Blu / Blue	24	020PFSGBL
● Blu di prussia / Dark blue	24	020PFSGBP
● Grigio / Grey	24	020PFSGGR

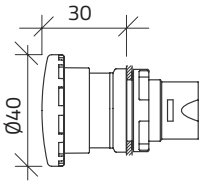

Pulsanti a fungo Ø40 / Mushroom push-buttons Ø40

● Nero / Black	32	020PTFN
● Verde / Green	32	020PTFV
● Giallo / Yellow	32	020PTFG

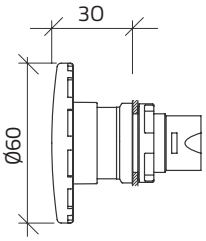

Pulsanti a fungo Ø60 / Mushroom push-buttons Ø60

● Nero / Black	36	020PTFFN
● Grigio / Grey	36	020PTFFGR
● Verde / Green	36	020PTFFV

Pulsanti a fungo Ø60
Mushroom push-buttons Ø60

● Nero / Black	71	020PTFFPN
● Grigio / Grey	71	020PTFFPGR
● Verde / Green	71	020PTFFPV

Pulsanti normali Ø22
Normal push-buttons Ø22

Pulsanti a fungo momentanei
Momentary mushroom push-buttons



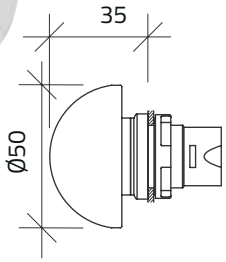

Pulsanti a fungo sferico Ø50 / Palm push-buttons Ø50

	g	cod
● Nero / Black	38	**020PTF5MN**
● Grigio / Grey	38	**020PTF5MGR**

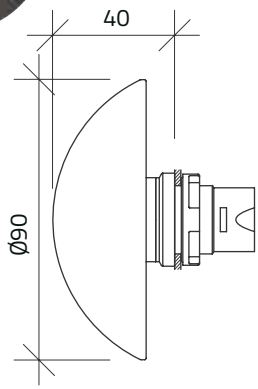

Pulsanti a fungo sferico Ø90 / Palm push-buttons Ø90

● Nero / Black	55	**020PTF9MN**
● Giallo / Yellow	55	**020PTF9MG**
● Grigio / Grey	55	**020PTF9MGR**

Pulsanti luminosi Ø22
Illuminated push-buttons Ø22

Pulsanti luminosi
Illuminated push-buttons

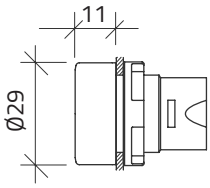

Pulsanti con guardia / Guarded push-buttons

Per marcatura consultare pag. 50 / For marking see page 50

	g	cod
Rosso / Red	19	020PLIR
Verde / Green	19	020PLIV
Giallo / Yellow	19	020PLIG
Blu / Blue	19	020PLIBL
Bianco / White	19	020PLIB
Arancio / Orange	19	020PLIA

Stabili / Maintained

Rosso / Red	19	020PPLIR
Verde / Green	19	020PPLIV
Giallo / Yellow	19	020PPLIG
Blu / Blue	19	020PPLIBL
Bianco / White	19	020PPLIB

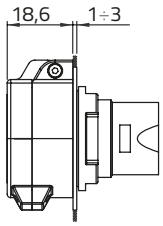

Pulsanti con guardia, protezione piombabile
Guarded push-buttons, sealable protection

Rosso / Red	28	020PLIRPP
Verde / Green	28	020PLIVPP
Giallo / Yellow	28	020PLIGPP
Bianco / White	28	020PLIBPP

Stabili / Maintained

Rosso / Red	28	020PPLIRPP
Verde / Green	28	020PPLIVPP
Giallo / Yellow	28	020PPLIGPP
Bianco / White	28	020PPLIBPP

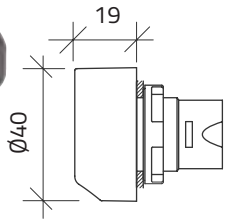

Pulsanti con guardia Ø32 / Guarded push-buttons Ø32

Rosso / Red	30	020PFLG3R
Verde / Green	30	020PFLG3V
Giallo / Yellow	30	020PFLG3G
Blu / Blue	30	020PFLG3BL
Trasparente / Clear		

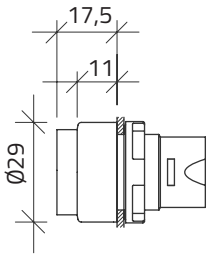

Pulsanti sporgenti / Projecting push-buttons

Rosso / Red	22	020PLSR
Verde / Green	22	020PLSV
Giallo / Yellow	22	020PLSG
Blu / Blue	22	020PLSBL
Bianco / White	22	020PLSB
Arancio / Orange	22	020PLSA
Trasparente / Clear	22	020PLSI

Stabili / Maintained

Rosso / Red	22	020PPLSR
Verde / Green	22	020PPLSV
Giallo / Yellow	22	020PPLSG
Blu / Blue	22	020PPLSBL
Trasparente / Clear	22	020PPLSI

Pulsanti luminosi Ø22
Illuminated push-buttons Ø22

Pulsanti luminosi
Illuminated push-buttons

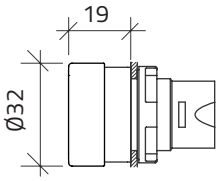

Pulsanti sporgenti Ø32 / Projecting push-buttons Ø32

	g	cod
Rosso / Red	24	020PFL3R
Verde / Green	24	020PFL3V
Giallo / Yellow	24	020PFL3G
Blu / Blue	24	020PFL3BL
Trasparente / Clear	24	020PFL3I

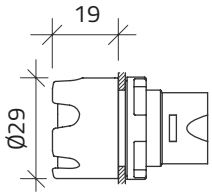

Pulsanti con guardia completa / Push-buttons with full guard

Per marcatura consultare pag. 50 / For marking see page 50

Rosso / Red	23	020PLPR
Verde / Green	23	020PLPV
Giallo / Yellow	23	020PLPG
Blu / Blue	23	020PLPBL
Bianco / White	23	020PLPB
Arancio / Orange	23	020PLPA
Trasparente / Clear	23	020PLPI

Stabili / Maintained

Rosso / Red	23	020PPLPR
Verde / Green	23	020PPLPV
Giallo / Yellow	23	020PPLPG
Blu / Blue	23	020PPLPBL
Trasparente / Clear	23	020PPLPI

Pulsanti luminosi a fungo
Illuminated mushroom push-buttons

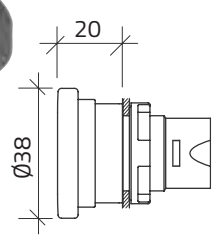

Pulsanti a fungo Ø38 / Mushroom push-buttons Ø40

	g	cod
Rosso / Red	24	020PFLR
Verde / Green	24	020PFLV
Giallo / Yellow	24	020PFLG
Blu / Blue	24	020PFLBL
Trasparente / Clear	24	020PFLI

Stabili / Maintained

Rosso / Red	24	020PPFLR
Verde / Green	24	020PPFLV
Giallo / Yellow	24	020PPFLG
Blu / Blue	24	020PPFLBL

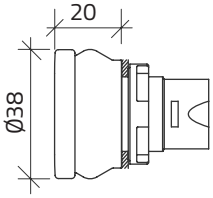

Pulsanti a fungo Ø38 con soffietto
Mushroom push-buttons Ø30 with bellows

Rosso / Red	29	020PFLSGR
Verde / Green	29	020PFLSGV
Giallo / Yellow	29	020PFLSGG
Blu / Blue	29	020PFLSGBL
Trasparente / Clear	29	020PFLSGI

Pulsanti luminosi Ø22
Illuminated push-buttons Ø22

Pulsanti luminosi con cappuccio in gomma
Illuminated push-buttons with rubber cap

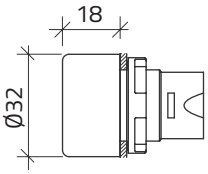

Pulsanti con guardia / Guarded push-buttons

	g	cod
Rosso / Red	21	020PLICGR
Verde / Green	21	020PLICGV
Giallo / Yellow	21	020PLICGG
Blu / Blue	21	020PLICGBL
Bianco / White	21	020PLICGB
Arancio / Orange	21	020PLICGA

Stabili / Maintained

Rosso / Red	21	020PPLICGR
Verde / Green	21	020PPLICGV
Giallo / Yellow	21	020PPLICGG
Blu / Blue	21	020PPLICGBL

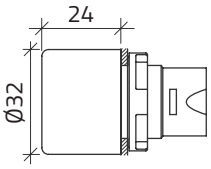

Pulsanti con guardia completa / Push-buttons with full guard

Rosso / Red	23	020PLPCGR
Verde / Green	23	020PLPCGV
Giallo / Yellow	23	020PLPCGG
Blu / Blue	23	020PLPCGBL
Bianco / White	23	020PLPCGB
Arancio / Orange	23	020PLPCGA
Trasparente / Clear	23	020PLPCGI

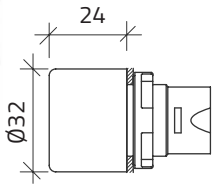

Pulsanti sporgenti / Projecting push-buttons

Rosso / Red	24	020PLSCGR
Verde / Green	24	020PLSCGV
Giallo / Yellow	24	020PLSCGG
Blu / Blue	24	020PLSCGBL
Bianco / White	24	020PLSCGB
Arancio / Orange	24	020PLSCGA
Trasparente / Clear	24	020PLSCGI

Pulsanti componibili Ø22
Modular push-buttons Ø22

Pulsanti componibili
Modular push-buttons

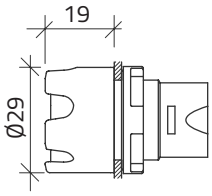

	g	cod
Pulsante con guardia / Guarded push-button	22	**020PLP**
Stabile / Maintained	22	**020PPLP**

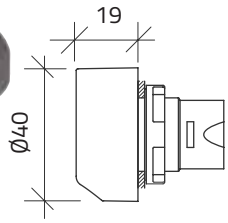

Pulsante con guardia / Guarded push-button	28	**020PFLG3**

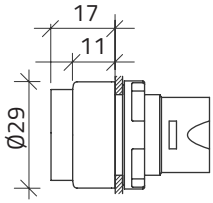

Pulsante sporgente / Projecting push-button	20	**020PLS**
Stabile / Maintained	20	**020PPLS**

Diffusori con simbolo / Diffusers caps with symbol

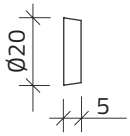

Completa il codice con il suffisso del simbolo desiderato vedi pag 52
Code to be completed with the suffix of the desired symbol, see page 52.

	g	n	cod
Per pulsanti / For push-buttons	1	10	**020DI**

Gemme per pulsanti / Lenses for push-buttons

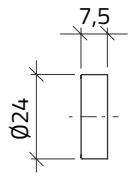

Gemme per pulsanti sporgenti o con guardia completa
Lenses for push-buttons with full guard or projecting

	g	n	cod
Rosso / Red	2	5	**020BPLR**
Verde / Green	2	5	**020BPLV**
Giallo / Yellow	2	5	**020BPLG**
Blu / Blue	2	5	**020BPLBL**
Bianco / White	2	5	**020BPLB**
Arancio / Orange	2	5	**020BPLA**
Trasparente / Clear	2	5	**020BPLI**

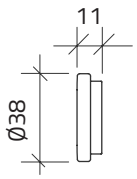

Gemme per pulsanti a fungo / Lenses for mushroom push-buttons

Rosso / Red	2	5	**020BFLR**
Verde / Green	2	5	**020BFLV**
Giallo / Yellow	2	5	**020BFLG**
Trasparente / Clear	2	5	**020BFLI**

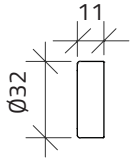

Gemme per pulsanti con guardia / Lenses for guarded push-buttons

Rosso / Red	4	5	**020BFL3R**
Verde / Green	4	5	**020BFL3V**
Giallo / Yellow	4	5	**020BFL3G**
Trasparente / Clear	4	5	**020BFL3I**

Pulsanti d' emergenza non luminosi Ø22
Non-illuminated emergency stop push-buttons Ø 22

Momentanei / Momentary

	g	cod
Pulsanti a fungo Ø 40 / Mushroom push-button Ø 40		
● Rosso / Red	32	**020PTFR**

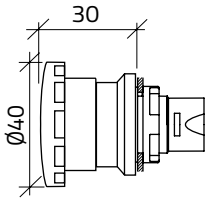

Pulsanti a fungo Ø 60 / Mushroom push-button Ø 60		
● Rosso / Red	36	**020PTFFR**

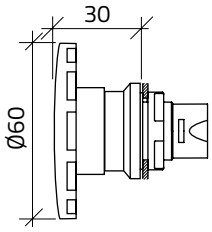

Pulsanti a fungo sferico Ø 50 / Palm push-button Ø 50		
● Rosso / Red	38	**020PTF5MR**

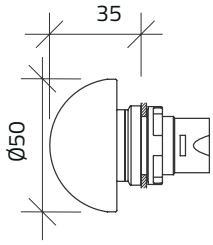

Pulsanti a fungo sferico Ø 90 / Palm push-button Ø 90		
● Rosso / Red	55	**020PTF9MR**

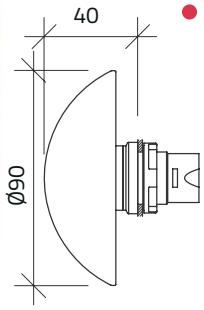

Pulsanti d' emergenza non luminosi Ø22
Non-illuminated emergency stop push-buttons Ø 22

Pulsanti a fungo ad aggancio
Latching mushroom push-buttons

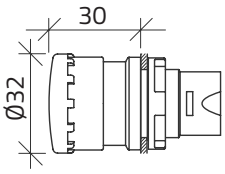

Pulsanti a fungo Ø 32, sgancio rotazione
Mushroom push-button Ø 32, twist release

	g	cod
Rosso / Red	30	020PTAR
Nero / Black	30	020PTAN
Giallo / Yellow	30	020PTAG

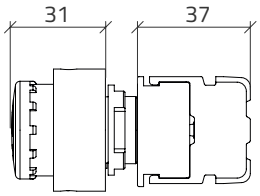

Pulsanti a fungo Ø 40, sgancio rotazione, ghiera lucchettabile
Mushroom push-button Ø 40, twist release, padlockable guard

Rosso / Red	83	020PTARP02
Rosso, automonitoraggio / Red, self-monitoring	83	020PTARP02S
Nero / Black	83	020PTANP02

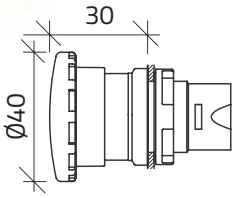

Pulsanti a fungo Ø 40, sgancio rotazione
Mushroom push-button Ø 40, twist release

Rosso / Red	35	020PTFAR
Nero / Black	35	020PTFAN
Giallo / Yellow	30	020PTFAG

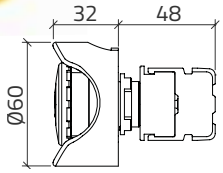

Pulsanti a fungo Ø 40, sgancio rotazione, ghiera lucchettabile
Mushroom push-button Ø 40, twist release, padlockable guard

Rosso / Red	83	020PTFARP02
Rosso, automonitoraggio / Red, self-monitoring	83	020PTFARP02S

Pulsanti d' emergenza non luminosi Ø22
Non-illuminated emergency stop push-buttons Ø 22

Pulsanti a fungo ad aggancio
Latching mushroom push-buttons

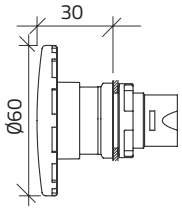

	g	cod
Pulsanti a fungo Ø 60, sgancio rotazione **Mushroom push-button Ø 60, twist release**		
● Rosso / Red	39	**020PTFFAR**

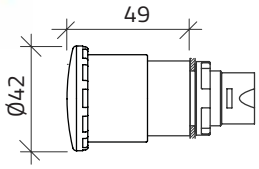

Pulsante a fungo Ø 42, sgancio rotazione **Mushroom push-button Ø 42, twist release**		
● Rosso / Red	55	**020PTFASRV**

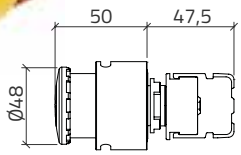

Pulsante a fungo Ø 42, sgancio rotazione, ghiera lucchettabile telescopica **Mushroom push-button Ø 42, twist release, telescopic padlockable guard**		
● Rosso / Red	106	**020PTFASRVP02**
● Rosso, automonitoraggio / Red, self-monitoring	106	**020PTFASRVP02S**

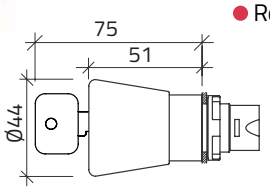

Pulsante a fungo Ø 44, sgancio a chiave **Mushroom push-button Ø 44, key release** chiave 73037 con impugnatura colore rosso / key 73037 with red cap		
● Rosso / Red	55	**020PTHCSRK**

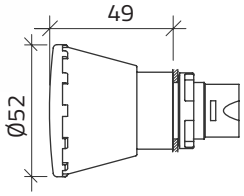

Pulsante a fungo Ø 52, sgancio rotazione **Mushroom push-button Ø 52, twist release**		
● Rosso / Red	55	**020PTAASRK**

Pulsanti d' emergenza non luminosi Ø22
Non-illuminated emergency stop push-buttons Ø 22

Pulsanti a fungo ad aggancio
Latching mushroom push-buttons



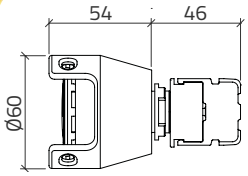

Pulsante a fungo Ø 52, sgancio rotazione, ghiera lucchettabile
Mushroom push-button Ø 52, twist release, padlockable guard

	g	cod
● Rosso / Red	74	020PTAASRKP02
● Rosso, automonitoraggio / Red, self-monitoring	74	020PTAASRKP02S

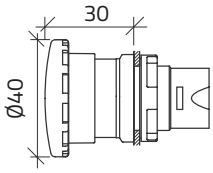

Pulsante a fungo Ø 40, sgancio trazione
Mushroom push-button Ø 40, pull release

	g	cod
● Rosso / Red	35	020PTFPTR

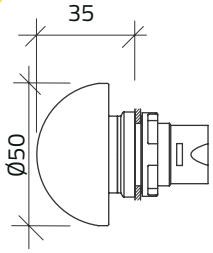

Pulsante a fungo sferico Ø 50, sgancio trazione
Palm push-button Ø 50, pull release

	g	cod
● Rosso / Red	38	020PTF5PTR
● Nero / Black	38	020PTF5PTN

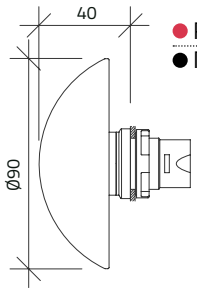

Pulsante a fungo sferico Ø 90, sgancio trazione
Palm push-button Ø 90, pull release

	g	cod
● Rosso / Red	55	020PTF9PTR
● Nero / Black	55	020PTF9PTN

Pulsanti d' emergenza luminosi Ø22
Illuminated emergency stop push-buttons Ø 22

Pulsante a fungo Ø 40, sgancio rotazione-trazione
Mushroom push-button Ø 40, twist-pull release

g | cod

Pulsante luminoso a fungo Ø 40, sgancio rotazione-trazione
Illuminated mushroom push-button Ø 40, twist-pull release

● Rosso / Red	36	**020PTFALR**

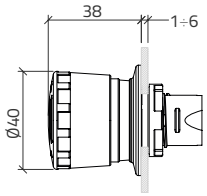

Pulsanti d' emergenza luminosi Ø22
Illuminated emergency stop push-buttons Ø 22

Pulsante a fungo Ø 40, sgancio rotazione-trazione, con disco
Mushroom push-button Ø 40, twist-pull release, yellow disc

g | cod

Pulsante a fungo Ø 42, sgancio rotazione-trazione, disco giallo Ø 45
Illuminated mushroom push-button Ø 40, twist-pull release, yellow disc Ø 45

● Rosso / Red | 42 | **020PTFALR4**

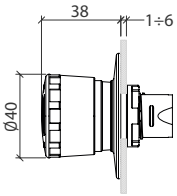

Pulsante a fungo Ø 42, sgancio rotazione-trazione, disco giallo Ø 60
Illuminated mushroom push-button Ø 40, twist-pull release, yellow disc Ø 60

● Rosso / Red | 44 | **020PTFALR6**

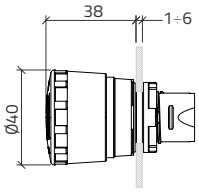

Pulsanti doppi Ø22
Twin push-buttons Ø22

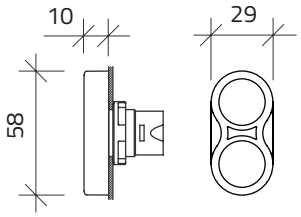

Pulsanti a doppio comando
Twin push-buttons

	g	cod
	76	020P2RV
	76	020P2RVS
	76	020P2RN
	76	020P2RNS
	76	020P2NBS
	76	020P2NN
	76	020P2NNS45
	76	020P2NNS46
	76	020P2NNS47

Pulsanti doppi luminosi Ø22
Illuminated twin push-buttons Ø22

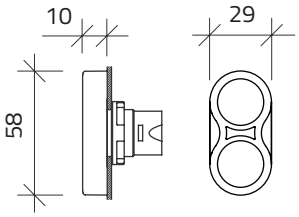

Pulsanti a doppio comando
Twin push-buttons

	g	cod
	76	020P2LRV
	76	020P2LRVS
	76	020P2LRN
	76	020P2LRNS
	76	020P2LNBS
	76	020P2LNN
	76	020P2LNNS45
	76	020P2LNNS46
	76	020P2LNNS47

Lampade spia Ø22
Pilot lights Ø22

Per parti sciolte vedi accessori pag. 58 / For spare parts, see accessory on page. 58

Lampada spia monoblocco BA9S
Monolithic pilot lights BA9S

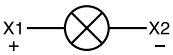

Alimentazione diretta / Direct supply

∿ ⎓ IP 66- BA9S 400V - 2W max.

Lampadina non inclusa / Bulb not included

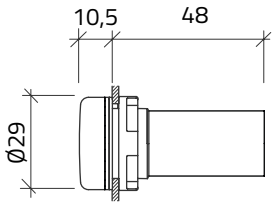

	g	n	cod
Rosso / Red	18	5	020LMR
Verde / Green	18	5	020LMV
Giallo / Yellow	18	5	020LMG
Blu / Blue	18	5	020LMBL
Bianco / White	18	5	020LMB
Trasparente / Clear	18	5	020LMI
Arancio / Orange	18	5	020LMA

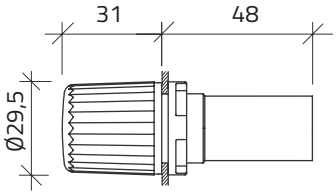

	g	n	cod
Rosso / Red	22	5	020LMAR
Verde / Green	22	5	020LMAV
Giallo / Yellow	22	5	020LMAG
Blu / Blue	22	5	020LMABL
Bianco / White	22	5	020LMAB
Trasparente / Clear	22	5	020LMAI
Arancio / Orange	22	5	020LMAA

Lampade spia modulare / Modular pilot lights

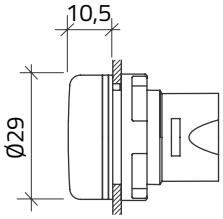

	g	n	cod
Rosso / Red	9	5	020ULR
Verde / Green	9	5	020ULV
Giallo / Yellow	9	5	020ULG
Blu / Blue	9	5	020ULBL
Bianco / White	9	5	020ULB
Trasparente / Clear	9	5	020ULI
Arancio / Orange	9	5	020ULA

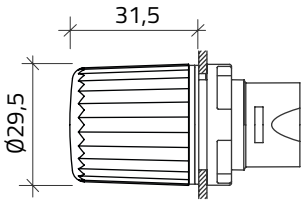

	g	n	cod
Rosso / Red	13	5	020ULAR
Verde / Green	13	5	020ULAV
Giallo / Yellow	13	5	020ULAG
Blu / Blue	13	5	020ULABL
Bianco / White	13	5	020ULAB
Trasparente / Clear	13	5	020ULAI
Arancio / Orange	13	5	020ULAA

Lampade spia inviolabili / Tamper-proof pilot lights

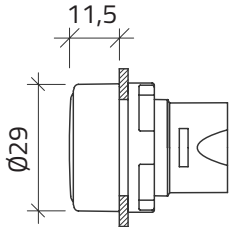

	g	n	cod
Rosso / Red	21	5	020ULPR
Verde / Green	21	5	020ULPV
Giallo / Yellow	21	5	020ULPG
Blu / Blue	21	5	020ULPBL
Bianco / White	21	5	020ULPB
Trasparente / Clear	21	5	020ULPI
Arancio / Orange	21	5	020ULPA

Segnalatore acustico e luminoso Ø22
Buzzer with flashing led beacon Ø22

Segnalatore acustico e luminoso
Buzzer with flashing led beacon

g cod

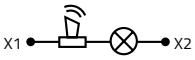

Con LED lampeggiante rosso
With red flashing led beacon
Assorbimento : 20 mA / Current consumption : 20 mA
Intensità sonora : 80 db / Sound level : 80 db
Protezione IP44 / Protection IP44

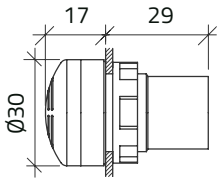

24V AC-DC	20	**020SAL24**
130V AC-DC	20	**020SAL13**
230V AC	20	**020SAL22**

Segnalatore acustico
Buzzer

g cod

Solo sonoro / Only sound
Assorbimento : 20 mA / Current consumption : 20 mA
Intensità sonora : 80 db / Sound level : 80 db
Protezione IP44 / Protection IP44

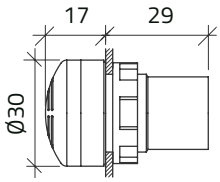

24V AC-DC	20	**020SA24**
130V AC-DC	20	**020SA13**
230V AC	20	**020SA22**

Selettori a manopola Ø22
Knob selector switches Ø22

Cercare la combinazione di schemi a pag. 31-32 / See diagram combination on page 31-32

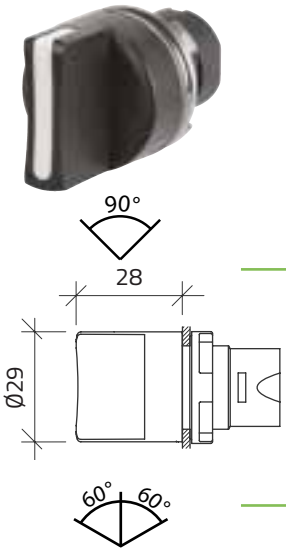

2 posizioni / 2 positions

CAM A

	g	cod
○ Bianco / White	27,4	020SMAN
● Rosso / Red	27,4	020SMAR
● Verde / Green	27,4	020SMAV
● Giallo / Yellow	27,4	020SMAG
● Blu / Blue	27,4	020SMABL

CAM B

	g	cod
○ Bianco / White	27,4	020SMBN
● Rosso / Red	27,4	020SMBR
● Verde / Green	27,4	020SMBV
● Giallo / Yellow	27,4	020SMBG
● Blu / Blue	27,4	020SMBBL

CAM B

	g	cod
○ Bianco / White	27,4	020SMBND
● Rosso / Red	27,4	020SMBRD
● Verde / Green	27,4	020SMBVD
● Giallo / Yellow	27,4	020SMBGD
● Blu / Blue	27,4	020SMBBLD

CAM C

	g	cod
○ Bianco / White	27,4	020SMCN
● Rosso / Red	27,4	020SMCR
● Verde / Green	27,4	020SMCV
● Giallo / Yellow	27,4	020SMCG
● Blu / Blue	27,4	020SMCBL

CAM C

	g	cod
○ Bianco / White	27,4	020SMCNS
● Rosso / Red	27,4	020SMCRS
● Verde / Green	27,4	020SMCVS
● Giallo / Yellow	27,4	020SMCGS
● Blu / Blue	27,4	020SMCBLS

Selettori a manopola Ø22
Knob selector switches Ø22

Cercare la combinazione di schemi a pag. 31-32 / See diagram combination on page 31-32

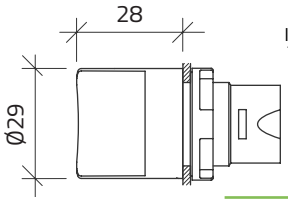

3 posizioni / 3 positions

	g	cod
CAM O		
○ Bianco / White	27,4	**020SMON**
● Rosso / Red	27,4	**020SMOR**
● Verde / Green	27,4	**020SMOV**
● Giallo / Yellow	27,4	**020SMOG**
● Blu / Blue	27,4	**020SMOBL**
CAM O		
○ Bianco / White	27,4	**020SMOND**
● Rosso / Red	27,4	**020SMORD**
● Verde / Green	27,4	**020SMOVD**
● Giallo / Yellow	27,4	**020SMOGD**
● Blu / Blue	27,4	**020SMOBLD**
CAM O		
○ Bianco / White	27,4	**020SMONS**
● Rosso / Red	27,4	**020SMORS**
● Verde / Green	27,4	**020SMOVS**
● Giallo / Yellow	27,4	**020SMOGS**
● Blu / Blue	27,4	**020SMOBLS**
CAM O		
○ Bianco / White	27,4	**020SMONC**
● Rosso / Red	27,4	**020SMORC**
● Verde / Green	27,4	**020SMOVC**
● Giallo / Yellow	27,4	**020SMOGC**
● Blu / Blue	27,4	**020SMOBLC**
CAM T		
○ Bianco / White	27,4	**020SMTN**
● Rosso / Red	27,4	**020SMTR**
● Verde / Green	27,4	**020SMTV**
● Giallo / Yellow	27,4	**020SMTG**
● Blu / Blue	27,4	**020SMTBL**
CAM T		
○ Bianco / White	27,4	**020SMTND**
● Rosso / Red	27,4	**020SMTRD**
● Verde / Green	27,4	**020SMTVD**
● Giallo / Yellow	27,4	**020SMTGD**
● Blu / Blue	27,4	**020SMTBLD**
CAM T		
○ Bianco / White	27,4	**020SMTNC**
● Rosso / Red	27,4	**020SMTRC**
● Verde / Green	27,4	**020SMTVC**
● Giallo / Yellow	27,4	**020SMTGC**
● Blu / Blue	27,4	**020SMTBLC**

Selettori a manopola Ø22
Knob selector switches Ø22

Cercare la combinazione di schemi a pag. 31-32 / See diagram combination on page 31-32

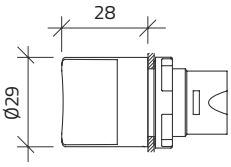

4 posizioni / 4 positions

CAM Q

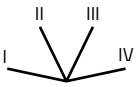

	g	cod
○ Bianco / White	27,4	020SMQN
● Rosso / Red	27,4	020SMQR
● Verde / Green	27,4	020SMQV
● Giallo / Yellow	27,4	020SMQG
● Blu / Blue	27,4	020SMQBL

CAM U

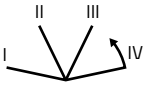

	g	cod
○ Bianco / White	27,4	020SMUND
● Rosso / Red	27,4	020SMURD
● Verde / Green	27,4	020SMUVD
● Giallo / Yellow	27,4	020SMUGD
● Blu / Blue	27,4	020SMUBLD

5 posizioni / 5 positions

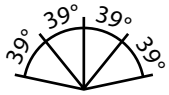

CAM R

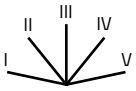

	g	cod
○ Bianco / White	27,4	020SMRN
● Rosso / Red	27,4	020SMRR
● Verde / Green	27,4	020SMRV
● Giallo / Yellow	27,4	020SMRG
● Blu / Blue	27,4	020SMRBL

CAM V

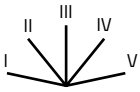

	g	cod
○ Bianco / White	27,4	020SMVN
● Rosso / Red	27,4	020SMVR
● Verde / Green	27,4	020SMVV
● Giallo / Yellow	27,4	020SMVG
● Blu / Blue	27,4	020SMVBL

Selettori luminosi a manopola Ø22
Illuminated knob selector switches Ø22

Cercare la combinazione di schemi a pag. 49-50 / See diagram combination on page 49-50

Selettori luminosi utilizzare max. 2 elementi di contatto / For the illuminated selector switches, use max 2 contact blocks

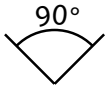

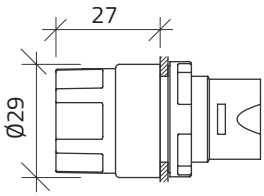

2 posizioni / 2 positions

CAM A

	g	cod
○ Bianco / White	27	020SMLAB
● Rosso / Red	27	020SMLAR
● Verde / Green	27	020SMLAV
● Giallo / Yellow	27	020SMLAG
● Blu / Blue	27	020SMLABL
● Arancio / Orange	27	020SMLAA

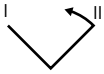

CAM A

	g	cod
○ Bianco / White	27	020SMLABD
● Rosso / Red	27	020SMLARD
● Verde / Green	27	020SMLAVD
● Giallo / Yellow	27	020SMLAGD
● Blu / Blue	27	020SMLABLD
● Arancio / Orange	27	020SMLAAD

3 posizioni / 3 positions

CAM O

	g	cod
○ Bianco / White	27	020SMLOB
● Rosso / Red	27	020SMLOR
● Verde / Green	27	020SMLOV
● Giallo / Yellow	27	020SMLOG
● Blu / Blue	27	020SMLOBL
● Arancio / Orange	27	020SMLOA

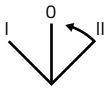

CAM O

	g	cod
○ Bianco / White	27	020SMLOBD
● Rosso / Red	27	020SMLORD
● Verde / Green	27	020SMLOVD
● Giallo / Yellow	27	020SMLOGD
● Blu / Blue	27	020SMLOBLD
● Arancio / Orange	27	020SMLOAD

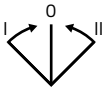

CAM O

	g	cod
○ Bianco / White	27	020SMLOBC
● Rosso / Red	27	020SMLORC
● Verde / Green	27	020SMLOVC
● Giallo / Yellow	27	020SMLOGC
● Blu / Blue	27	020SMLOBLC
● Arancio / Orange	27	020SMLOAC

Selettori luminosi a manopola Ø22
Illuminated knob selector switches Ø22

Cercare la combinazione di schemi a pag. 31-32 / See diagram combination on page 31-32

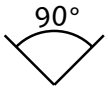

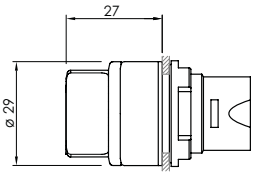

2 posizioni / 2 positions

CAM A

	g	cod
○ Bianco / White	38	**020SMTLAB**
● Rosso / Red	38	**020SMTLAR**
● Verde / Green	38	**020SMTLAV**
● Giallo / Yellow	38	**020SMTLAG**
● Blu / Blue	38	**020SMTLABL**
● Arancio / Orange	38	**020SMTLAA**

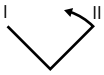

CAM A

	g	cod
○ Bianco / White	38	**020SMTLABD**
● Rosso / Red	38	**020SMTLARD**
● Verde / Green	38	**020SMTLAVD**
● Giallo / Yellow	38	**020SMTLAGD**
● Blu / Blue	38	**020SMTLABLD**
● Arancio / Orange	38	**020SMTLAAD**

3 posizioni / 3 positions

CAM O

	g	cod
○ Bianco / White	38	**020SMTLOB**
● Rosso / Red	38	**020SMTLOR**
● Verde / Green	38	**020SMTLOV**
● Giallo / Yellow	38	**020SMTLOG**
● Blu / Blue	38	**020SMTLOBL**
● Arancio / Orange	38	**020SMTLOA**

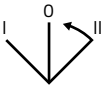

CAM O

	g	cod
○ Bianco / White	38	**020SMTLOBD**
● Rosso / Red	38	**020SMTLORD**
● Verde / Green	38	**020SMTLOVD**
● Giallo / Yellow	38	**020SMTLOGD**
● Blu / Blue	38	**020SMTLOBLD**
● Arancio / Orange	38	**020SMTLOAD**

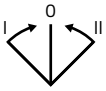

CAM O

	g	cod
○ Bianco / White	38	**020SMTLOBC**
● Rosso / Red	38	**020SMTLORC**
● Verde / Green	38	**020SMTLOVC**
● Giallo / Yellow	38	**020SMTLOGC**
● Blu / Blue	38	**020SMTLOBLC**
● Arancio / Orange	38	**020SMTLOAC**

Selettori a chiave Ø22
Key selector switches Ø22

Cercare la combinazione di schemi a pag. 31-32 / See diagram combination on page 31-32

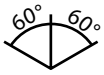

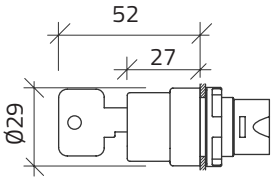

2 posizioni
2 positions

	g	k	cod	k	cod
CAM A					
	76	I II	020SCA		
	76	II	020SCA2		
	76	I	020SCA1		
CAM B					
	76	0 II	020SCB	0	020SCBD
	76	II	020SCB2		
	76	0	020SCB0		
CAM C					
	76	I 0	020SCC	0	020SCCS
	76	0	020SCC0		
	76	I	020SCC1		

3 posizioni
3 positions

	g	k	cod	k	cod
CAM O					
	76	I 0 II	020SCO	0	020SCOC
	76	0	020SCO0	I 0	020SCOD
	76	I 0	020SCO10	I	020SCOD1
	76	0 II	020SCO02	0	020SCOD0
	76	I	020SCO1	0 II	020SCOS
	76	II	020SCO2	II	020SCOS2
	76	I II	020SCO12	0	020SCOS0
CAM T					
	76	I 0 II	020SCT	0	020SCTC
	76	0	020SCT0	I 0	020SCTD
	76	I 0	020SCT10	0	020SCTD0
	76	0 II	020SCT02	I	020SCTD1
	76	I	020SCT1		
	76	II	020SCT2		
	76	I II	020SCT12		

Selettori a chiave Ø22
Key selector switches Ø22

Cercare la combinazione di schemi a pag. 31-32 / See diagram combination on page 31-32

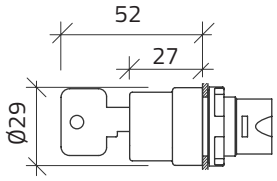

4 posizioni
4 positions

		g	k	cod	k	cod
CAM Q	I II III IV	76	I II III IV	**020SCQ**	I	**020SCQ1**
CAM U	I II III IV	76	I II III	**020SCUD**		**020SCUD1**

5 posizioni
5 positions

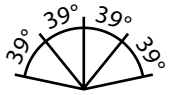

		g	k	cod	k	cod
CAM R	I II III IV V	76	I II III IV V	**020SCR**	III	**020SCR0**
CAM V	I II III IV V	76	I II III IV V	**020SCV**	I	**020SCV1**

Chiavi speciali
Special keys

Chiave standard 3095, per chiavi speciali far seguire al codice del selettore il suffisso
Standard key 3095, for special keys complete the selector code with the suffix

	c	suf
● Nero / Black	73034	**K34**
● Rosso / Red	73037	**K37**
● Giallo/ Yellow	73033	**K33**
● Blu / Blue	73038	**K38**
● Arancio / Orange	73040	**K40**

3353	**K53**
9901	**K01**
9902	**K02**
9903	**K03**
9904	**K04**
9905	**K05**
9910	**K10**
9916	**K16**
9919	**K19**

Combinazione di schemi
Diagram combination

			Schema Diagram		Contatti flangiati Flanged contacts
I II	**CAM A**	13 — 14	I II	E10	020E10 020G
I II	**CAM A**	21 — 22 13 — 14	I II	E01 E10	020E01 020E10 020G
0 II	**CAM B**	21 — 22 13 — 14	0 II	E01 E10	020E01 020E10 020G
0 I	**CAM C**	21 — 22 13 — 14	I 0	E01 E10	020E01 020E10 020G
0 I II	**CAM O**	23 — 24 13 — 14	I 0 II	E10 E10	020E10 020E10 020G
0 I II	**CAM O**	21 — 22 13 — 14	I 0 II	E01 E10	020E01 020E10 020G
0 I II	**CAM O**	43 — 44 33 — 34 21 — 22 11 — 12	I 0 II	E10 E10 E01 E01	020E01 020E01 020E10 020E10 020G
0 I II	**CAM T**	21 — 22 13 — 14	I 0 II	E01 E10	020E01 020E10 020G
0 I II	**CAM T**	33 — 34 21 — 22 11 — 12	I 0 II	E10 E01 E01	020E10 020E01 020E01 020G

Combinazione di schemi
Diagram combination

		Schema Diagram	Contatti flangiati Flanged contacts
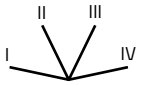	**CAM Q**	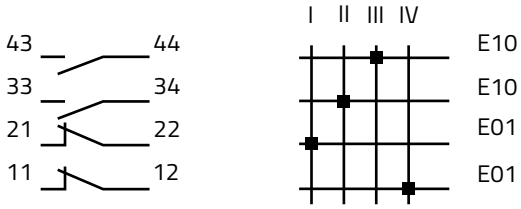	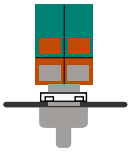 020E10 020E10 020E01 020E01 020G
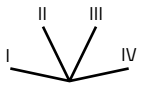	**CAM U**	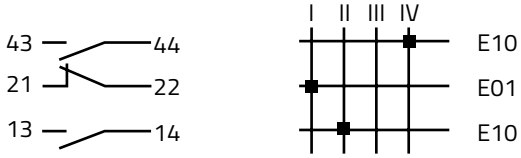	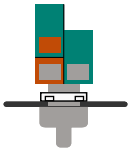 020E10 020E10 020E01 020G
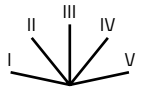	**CAM R**	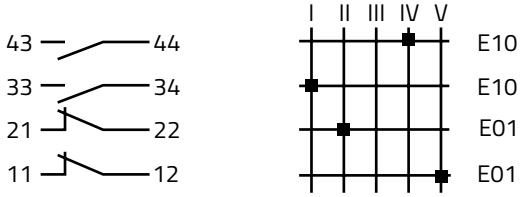	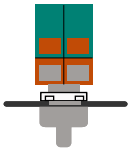 020E10 020E10 020E01 020E01 020G
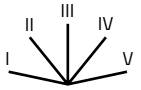	**CAM V**	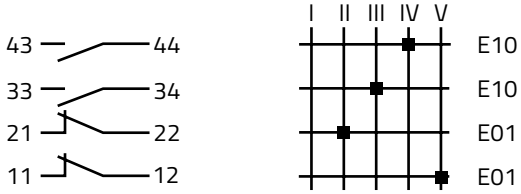	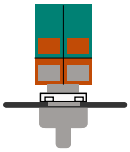 020E10 020E10 020E01 020E01 020G

Manipolatori H 55 Ø22
Joysticks H 55 Ø22

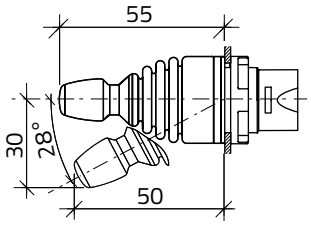

2 posizioni
2 positions

				g	cod
①	● RAL 7016	1-2	permanenti / maintained	40	**020MT2P**
⓪	● RAL 7035	1-2	permanenti / maintained	40	**020MT2PGR**
②	● RAL 7016	1-2	temporanee / spring return	40	**020MT2T**
	● RAL 7035	1-2	temporanee / spring return	40	**020MT2TGR**
	● RAL 7016	1 2	permanente / maintained temporanea / spring return	40	**020MT1P1T**
	● RAL 7035	1 2	permanente / maintained temporanea / spring return	40	**020MT1P1TGR**

3 posizioni
3 positions

				g	cod
①	● RAL 7016	1-2-3	permanenti / maintained	40	**020MT3P**
② ⓪ ③	● RAL 7035	1-2-3	permanenti / maintained	40	**020MT3PGR**
	● RAL 7016	1-2-3	temporanee / spring return	40	**020MT3T**
	● RAL 7035	1-2-3	temporanee / spring return	40	**020MT3TGR**

4 posizioni
4 positions

				g	cod
①	● RAL 7016	1-2-3-4	permanenti / maintained	40	**020MT4P**
③ ⓪ ④	● RAL 7035	1-2-3-4	permanenti / maintained	40	**020MT4PGR**
②	● RAL 7016	1-2-3-4	temporanee / spring return	40	**020MT4T**
	● RAL 7035	1-2-3-4	temporanee / spring return	40	**020MT4TGR**
	● RAL 7016	1 2-3-4	permanente / maintained temporanee / spring return	40	**020MT1P3T**
	● RAL 7035	1 2-3-4	permanente / maintained temporanee / spring return	40	**020MT1P3TGR**
	● RAL 7016	1-2-3 4	permanenti / maintained temporanea / spring return	40	**020MT1T3P**
	● RAL 7035	1-2-3 4	permanenti / maintained temporanea / spring return	40	**020MT1T3PGR**
	● RAL 7016	1-2 3-4	permanenti / maintained temporanee / spring return	40	**020MT2P2T**
	● RAL 7035	1-2 3-4	permanenti / maintained temporanee / spring return	40	**020MT2P2TGR**

Manipolatori H 45 Ø22
Joysticks H 45 Ø22

2 posizioni
2 positions

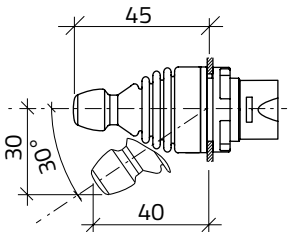

			g	cod
① ⓪ ②				
● RAL 7016	1-2	permanenti / maintained	40	**020MTR2P**
● RAL 7035	1-2	permanenti / maintained	40	**020MTR2PGR**
● RAL 7016	1-2	temporanee / spring return	40	**020MTR2T**
● RAL 7035	1-2	temporanee / spring return	40	**020MTR2TGR**
● RAL 7016	1 2	permanente / maintaned temporanea / spring return	40	**020MTR1P1T**
● RAL 7035	1 2	permanente / maintaned temporanea / spring return	40	**020MTR1P1TGR**

3 posizioni
3 positions

			g	cod
① ② ⓪ ③				
● RAL 7016	1-2-3	permanenti / maintained	40	**020MTR3P**
● RAL 7035	1-2-3	permanenti / maintained	40	**020MTR3PGR**
● RAL 7016	1-2-3	temporanee / spring return	40	**020MTR3T**
● RAL 7035	1-2-3	temporanee / spring return	40	**020MTR3TGR**

4 posizioni
4 positions

			g	cod
① ③ ⓪ ④ ②				
● RAL 7016	1-2-3-4	permanenti / maintained	40	**020MTR4P**
● RAL 7035	1-2-3-4	permanenti / maintained	40	**020MTR4PGR**
● RAL 7016	1-2-3-4	temporanee / spring return	40	**020MTR4T**
● RAL 7035	1-2-3-4	temporanee / spring return	40	**020MTR4TGR**
● RAL 7016	1 2-3-4	permanente / maintained temporanee / spring return	40	**020MTR1P3T**
● RAL 7035	1 2-3-4	permanente / maintained temporanee / spring return	40	**020MTR1P3TGR**
● RAL 7016	1-2-3 4	permanenti / maintained temporanea / spring return	40	**020MTR1T3P**
● RAL 7035	1-2-3 4	permanenti / maintained temporanea / spring return	40	**020MTR1T3PGR**
● RAL 7016	1-2 3-4	permanenti / maintained temporanee / spring return	40	**020MTR2P2T**
● RAL 7035	1-2 3-4	permanenti / maintained temporanee / spring return	40	**020MTR2P2TGR**

Manipolatori H 45 Ø22
Joysticks H 45 Ø22

Manipolatori speciali 3 posizioni
Special joysticks 3 positions

				g	cod
● RAL 7016	1-2-3	permanenti / maintained		90	**020MT1P2T21A**

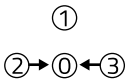

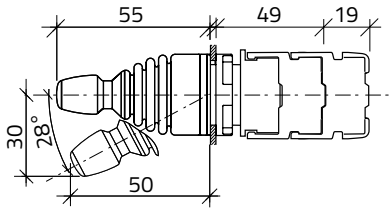

Manipolatori speciali 4 posizioni
Special joysticks 4 positions

				g	cod
● RAL 7016	1-2-3-4	temporanee / spring return		90	**020MT4TL40AR**

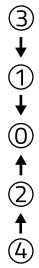

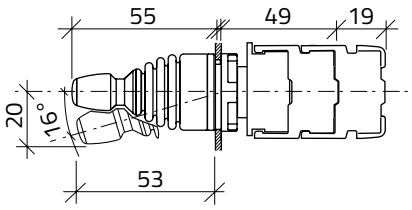

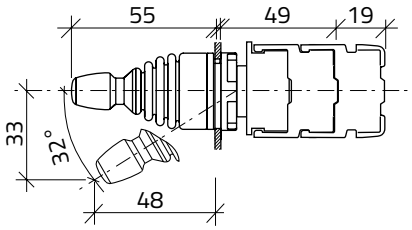

Combinazione di schemi
Diagram combination

	Schema Diagram	Contatti flangiati Flanged contacts
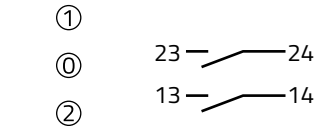	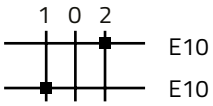	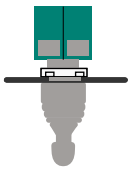 020E10 020E10 020G
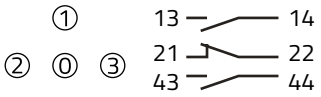	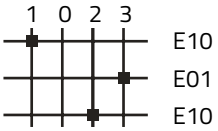	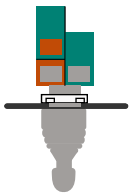 020E10 020E10 020E01 020G
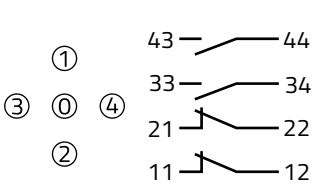	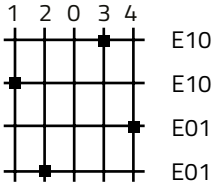	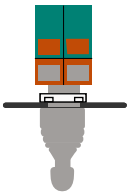 020E10 020E10 020E01 020E01 020G
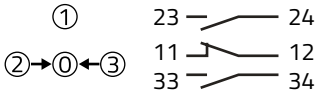	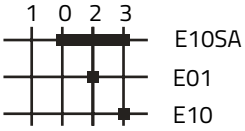	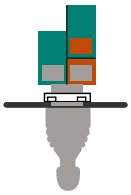 020E10 020E01 020E10SA 020G
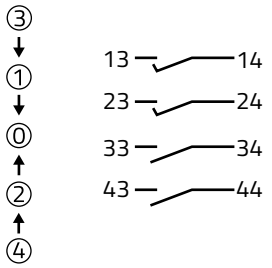	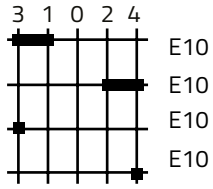	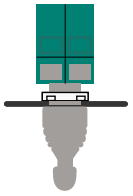 020E10 020E10 020E10 020E10 020G

Portalampada BA9S
Lampholders BA9S

Portalampada / Lampholders

	g	n	cod
Alimentazione diretta / Direct supply			
IEC: BA9S 400V. max 2W UL - CSA: BA9S 250V. max 2W lampadina non inclusa / bulb not included	16	10	**020PD9**
UL - CSA: BA9S 250V. max 2W terminali ad occhiello / ring lug	16	10	**020PD9TO**

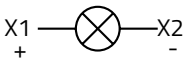

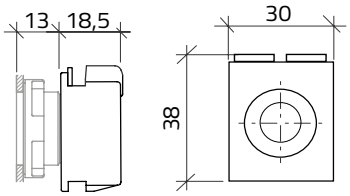

	g	n	cod
Alimentazione diretta / Direct supply			
IEC: BA9S 400V. max 2W UL - CSA: BA9S 250V. max 2W lampadina non inclusa / bulb not included			
1 NO Aperto / Open	26	5	**020PD910**

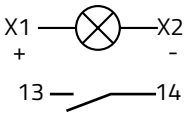

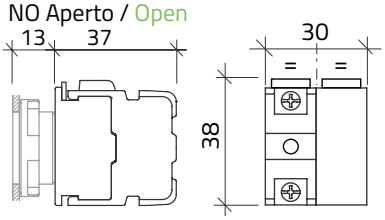

	g	n	cod
Alimentazione diretta / Direct supply			
IEC: BA9S 400V. max 2W UL - CSA: BA9S 250V. max 2W lampadina non inclusa / bulb not included			
1 NC Chiuso / Closed	26	5	**020PD901**

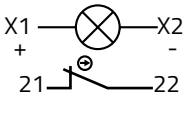

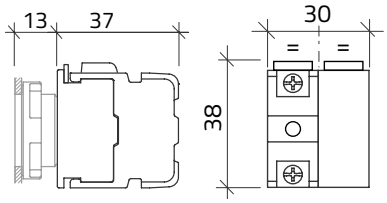

	g	n	cod
Alimentazione diretta / Direct supply			
IEC: BA9S 400V. max 2W UL - CSA: BA9S 250V. max 2W lampadina non inclusa / bulb not included			
1 NC Chiuso / Closed			
1 NO Aperto / Open	26	5	**020PD911**

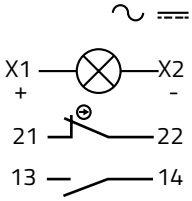

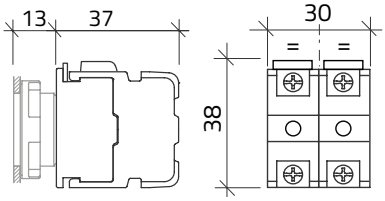

Portalampada BA9S
Lampholders BA9S

Portalampada / Lampholders

	g	n	cod
Alimentazione diretta / Direct supply			
IEC: BA9S 400V. max 2W UL - CSA: BA9S 250V. max 2W lampadina non inclusa / bulb not included	37	5	**020PD920**

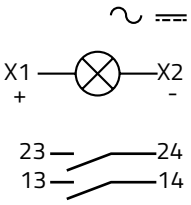

1 NO Aperto / Open
1 NO Aperto / Open

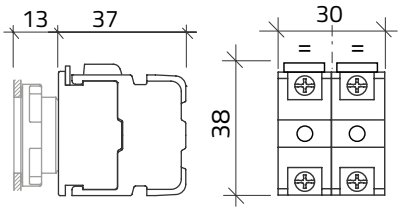

Alimentazione diretta / Direct supply			
IEC: BA9S 400V. max 2W UL - CSA: BA9S 250V. max 2W lampadina non inclusa / bulb not included	95		**020PD911CP**

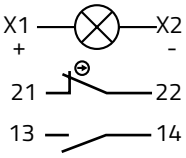

1 NC Chiuso / Closed
1 NO Aperto / Open

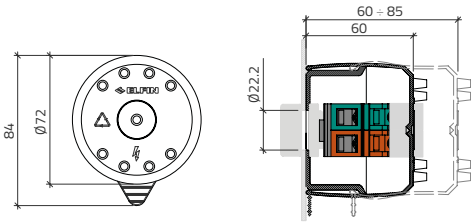

Elemento prova lampada / Lamp test module			
Per controllo di funzionamento lampade Checking lamps for good operation	16		**020ET**

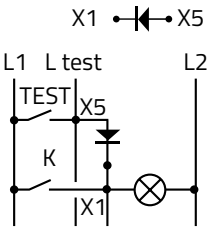

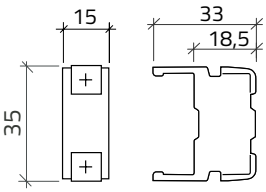

Elementi di contatto
Contact blocks

Elementi di contatto / Contact blocks

	g	n	cod
Flangia per contatti / Flange for contacts	8	10	**020G**

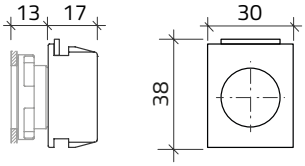

3 — 4	1 NO	10	10	**020E10**
3 — 4	1 NO Chiusura anticipata / 1 NO Early make	10	5	**020E10A**
3 — 4	1 NO Contatti dorati e viti terminali inox. Idoneo per ambienti con fenomeni di corrosione Gold-plated contacts and stainless steel terminal screws suitable for corrosive environment	10	5	**020E10AU**
3 — 4	1 NO Terminale ad occhiello / Ring lug	10	5	**020E10TO**

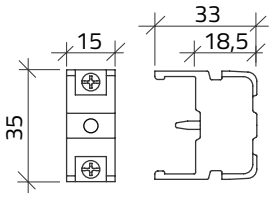

1 — 2	1 NC	10	10	**020E01**
1 — 2	1 NC Apertura ritardata / 1 NC Late break	10	5	**020E01R**
1 — 2	1 NC Contatti dorati e viti terminali inox. Idoneo per ambienti con fenomeni di corrosione Gold-plated contacts and stainless steel terminal screws suitable for corrosive environment	10	5	**020E01AU**
1 — 2	1 NC Terminale ad occhiello / 1 NC Ring lug	10	5	**020E01TO**

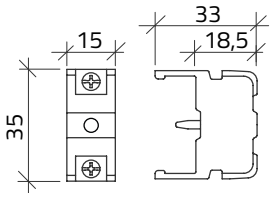

13 — 14	1 NO con flangia / 1NO with flange	19	5	**020GE10**

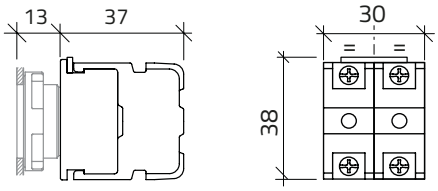

21 — 22	1 NC con flangia / 1NC with flange	19	5	**020GE01**

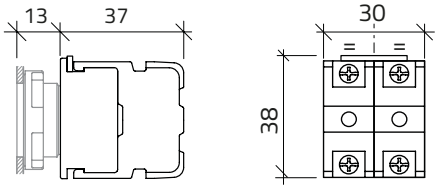

Elementi di contatto
Contact blocks

Elementi di contatto / Contact blocks

		g	n	cod
	21 — 22 13 — 14 1 NC con flangia / 1NC with flange 1 NO con flangia / 1NO with flange 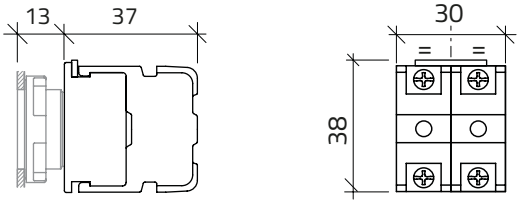	19	5	**020GE11**
	23 — 24 13 — 14 1 NO con flangia / 1NO with flange 1 NO con flangia / 1NO with flange 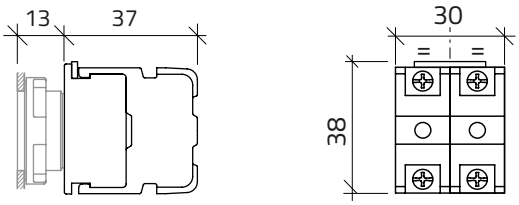	19	5	**020GE20**
	21 — 22 11 — 12 1 NC con flangia / 1NC with flange 1 NC con flangia / 1NC with flange 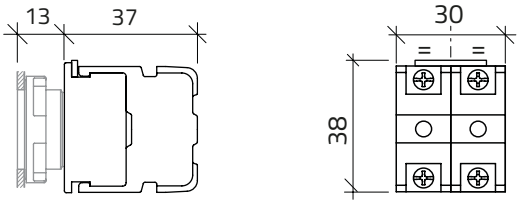	19	5	**020GE02**
	33 — 34 21 — 22 13 — 14 2 NO con flangia / 2NO with flange 1 NC con flangia / 1 NC with flange 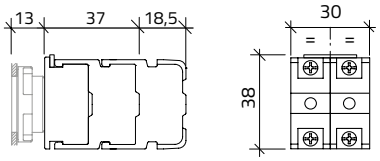	50	5	**020GE21**
	43 — 44 33 — 34 21 — 22 11 — 12 2 NO con flangia / 2NO with flange 2 NC con flangia / 2 NC with flange 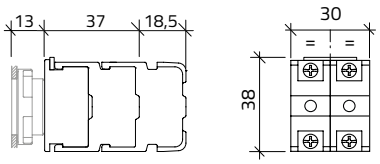	50	5	**020GE22**

Elementi di contatto
Contact blocks

Elementi di contatto / Contact blocks

	g	n	cod
1 NC con flangia, con cappuccio di protezione / 1NC with flange, with protective cap 1 NO con flangia con cappuccio di protezione / 1NO with flange with protective cap	88	5	**020GE11CP**

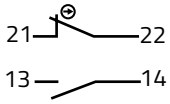

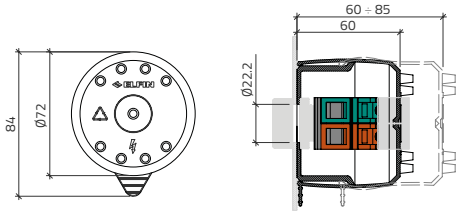

Elementi di contatto affiancati / Flanked contact blocks

	g	n	cod
3 NC affiancati con flangia 3 sedi 3NC flanked with 3-slot flange	x	5	**020G3E03**

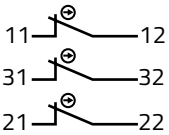

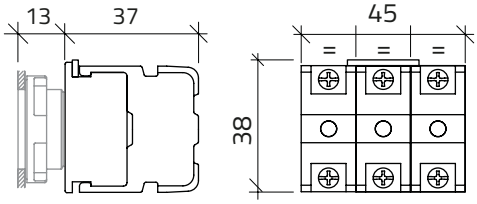

	g	n	cod
1 NO + 2 NC affiancati con flangia 3 sedi 1 NO + 2 NC flanked with 3-slot flange	x	5	**020G3E12**

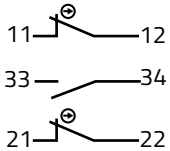

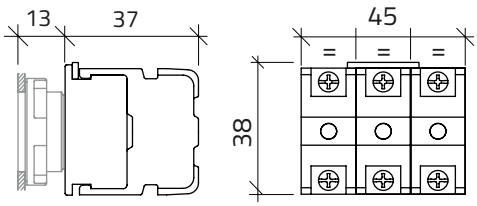

Elementi di contatto
Contact blocks

Elementi di contatto affiancati / Flanked contact blocks

	g	n	cod
2 NO + 1 NC affiancati con flangia 3 sedi 2 NO + 1 NC flanked with 3-slot flange	x	5	**020G3E21**
3 NO affiancati con flangia 3 sedi 3 NO flanked with 3-slot flange	x	5	**020G3E30**

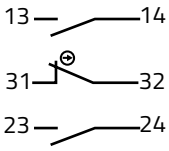

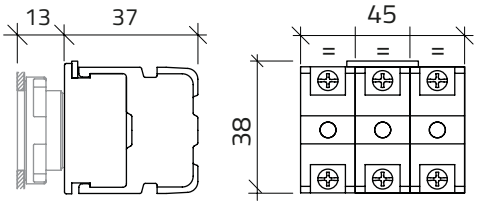

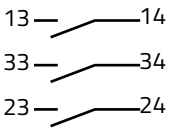

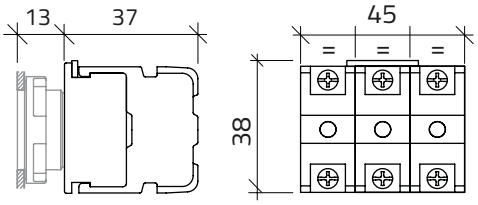

Elementi di contatto
Contact blocks

Elementi di contatto con automonitoraggio
Contact blocks with self-monitoring

	g	n	cod
Elemento di contatto con automonitoraggio Contact block with self-monitoring	19	5	**020GE01S**

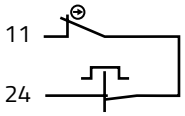

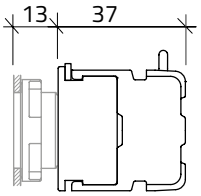

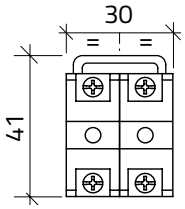

	g	n	cod
Elemento di contatto con automonitoraggio Contact block with self-monitoring	19	5	**020GE02S**

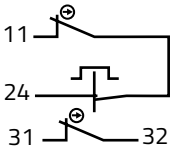

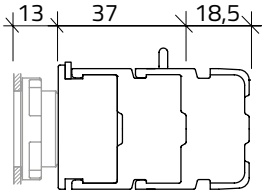

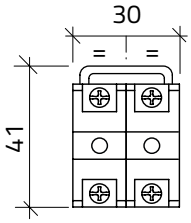

Pulsanti normali Ø22 Ghiera in metallo
Normal push-buttons Ø22 Metal bezel

Pulsanti normali / Normal push-buttons

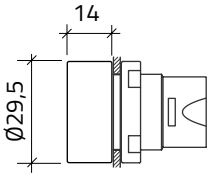

Pulsanti con guardia / Guarded push-buttons

	g	cod
● Nero / Black	33	020PTAINW
● Rosso / Red	33	020PTAIRW
● Verde / Green	33	020PTAIVW
● Giallo / Yellow	33	020PTAIGW
● Blu / Blue	33	020PTAIBLW
○ Bianco / White	33	020PTAIBW
● Grigio / Grey	33	020PTAIGRW
● Arancio / Orange	33	020PTAIAW

Stabili / Maintained

● Nero / Black	33	020PPTAINW
● Rosso / Red	33	020PPTAIRW
● Verde / Green	33	020PPTAIVW

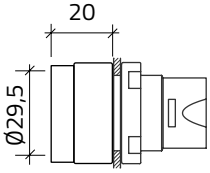

Pulsanti sporgenti / Projecting push-buttons

● Nero / Black	34	020PTASNW
● Rosso / Red	34	020PTASRW
● Verde / Green	34	020PTASVW
● Giallo / Yellow	34	020PTASGW
● Blu / Blue	34	020PTASBLW
○ Bianco / White	34	020PTASBW
● Grigio / Grey	34	020PTASGRW

Stabili / Maintained

● Nero / Black	34	020PPTASNW
● Rosso / Red	34	020PPTASRW
● Verde / Green	34	020PPTASVW

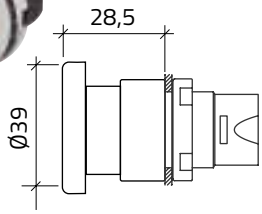

Pulsanti a fungo Ø40 / Mushroom push-buttons Ø40

● Nero / Black	44	020PTAFNW
● Rosso / Red	44	020PTAFRW
● Verde / Green	44	020PTAFVW
● Giallo / Yellow	44	020PTAFGW
● Blu / Blue	44	020PTAFBLW

Stabili / Maintained

● Verde / Green	44	020PPTAFVW
● Giallo / Yellow	44	020PPTAFGW

Pulsanti a fungo oscillanti Ø40
Floating mushroom push-buttons Ø40

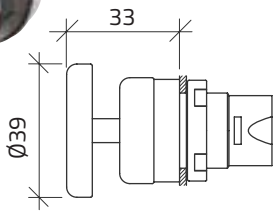

	g	cod
● Nero / Black	44	020PTAFONK
● Rosso / Red	44	020PTAFORK

Pulsanti luminosi Ø22 Ghiera in metallo
Illuminated push-buttons Ø22 Metal bezel

Pulsanti luminosi / Illuminated push-buttons

g | cod

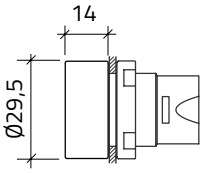

Pulsanti con guardia / Guarded push-buttons

Rosso / Red	33	020PTAILRW
Verde / Green	33	020PTAILVW
Giallo / Yellow	33	020PTAILGW
Blu / Blue	33	020PTAILBLW
Bianco / White	33	020PTAILBW
Arancio / Orange	33	020PTAILAW
Trasparente / Clear	33	020PTAILIW

Stabili / Maintained

Rosso / Red	33	020PPTAILRW
Verde / Green	33	020PPTAILVW
Giallo / Yellow	33	020PPTAILGW

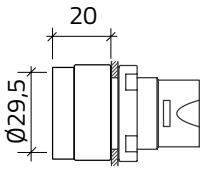

Pulsanti sporgenti / Projecting push-buttons

Rosso / Red	35	020PTASLRW
Verde / Green	35	020PTASLVW
Giallo / Yellow	35	020PTASLGW
Blu / Blue	35	020PTASLBLW
Bianco / White	35	020PTASLBW
Arancio / Orange	35	020PTASLAW
Trasparente / Clear	35	020PTASLIW

Stabili / Maintained

Rosso / Red	35	020PPTASLRW
Verde / Green	35	020PPTASLVW
Giallo / Yellow	35	020PPTASLGW

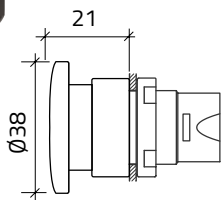

Pulsanti a fungo Ø38 / Mushroom push-buttons Ø38

Rosso / Red	36	020PTAFLRW
Verde / Green	36	020PTAFLVW
Giallo / Yellow	36	020PTAFLGW

Stabili / Maintained

Rosso / Red	36	020PPTAFLRW
Giallo / Yellow	36	020PPTAFLGW

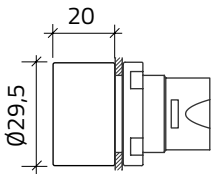

Pulsanti con guardia completa / Push-buttons with full guard

Rosso / Red	29	020PTSSLRW
Verde / Green	29	020PTSSLVW
Giallo / Yellow	29	020PTSSLGW
Blu / Blue	29	020PTSSLBLW
Bianco / White	29	020PTSSLBW
Arancio / Orange	29	020PTSSLAW
Trasparente / Clear	29	020PTSSLIW

Lampade spia Ø22 Ghiera in metallo
Pilot lights Ø22 Metal bezel

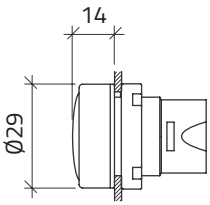

Lampade spia inviolabile
Tamper-proof pilot lights

	g	cod
Rosso / Red	30	**020LTBBRW**
Verde / Green	30	**020LTBBVW**
Giallo / Yellow	30	**020LTBBGW**
Blu / Blue	30	**020LTBBBLW**
Bianco / White	30	**020LTBBBW**
Trasparente / Clear	30	**020LTBBIW**
Arancio / Orange	30	**020LTBBAW**

Pulsanti d' emergenza Ø22 Ghiera in metallo
Emergency stop push-buttons Ø22 Metal bezel

Pulsante a fungo ad aggancio Ø40
Latching mushroom push-button Ø40

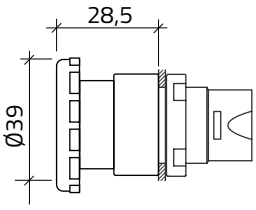

	g	cod
Sgancio rotazione / Twist realese		
● Rosso / Red	45	**020PTAARW**

Pulsante a fungo a chiave Ø40
Key mushroom push-button Ø40

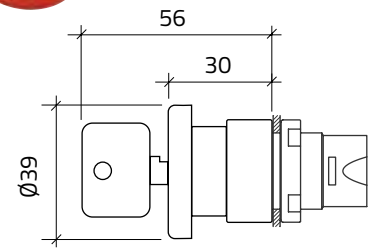

	g	cod
Sgancio a chiave / Key realese		
chiave 73037 con impugnatura colore rosso / key 73037 with red cap		
● Rosso / Red	94	**020PTHCRW**

Selettori a manopola Ø22 Ghiera in metallo
Knob selector switches Ø22 Metal bezel

Cercare la combinazione di schemi a pag. 49-50 / See diagram combination on page 49-50

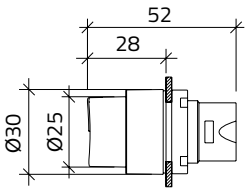

2 posizioni / 2 positions

CAM A

	g	cod
● Nero / Black	38	**020STAMANW**
● Rosso / Red	38	**020STAMARW**
● Verde / Green	38	**020STAMAVW**
● Giallo / Yellow	38	**020STAMAGW**
● Blu / Blue	38	**020STAMABLW**

CAM B

	g	cod
● Nero / Black	38	**020STAMBNW**
● Rosso / Red	38	**020STAMBRW**
● Verde / Green	38	**020STAMBVW**
● Giallo / Yellow	38	**020STAMBGW**
● Blu / Blue	38	**020STAMBBLW**

CAM B

	g	cod
● Nero / Black	38	**020STAMBNWD**
● Rosso / Red	38	**020STAMBRWD**
● Verde / Green	38	**020STAMBVWD**
● Giallo / Yellow	38	**020STAMBGWD**
● Blu / Blue	38	**020STAMBBLWD**

CAM C

	g	cod
● Nero / Black	38	**020STAMCNW**
● Rosso / Red	38	**020STAMCRW**
● Verde / Green	38	**020STAMCVW**
● Giallo / Yellow	38	**020STAMCGW**
● Blu / Blue	38	**020STAMCBLW**

CAM C

	g	cod
● Nero / Black	38	**020STAMCNWS**
● Rosso / Red	38	**020STAMCRWS**
● Verde / Green	38	**020STAMCVWS**
● Giallo / Yellow	38	**020STAMCGWS**
● Blu / Blue	38	**020STAMCBLWS**

Selettori a manopola Ø22 Ghiera in metallo
Knob selector switches Ø22 Metal bezel

Cercare la combinazione di schemi a pag. 49-50 / See diagram combination on page 49-50

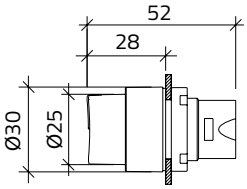

3 posizioni / 3 positions

	g	cod
CAM O		
● Nero / Black	38	**020STAMONW**
● Rosso / Red	38	**020STAMORW**
● Verde / Green	38	**020STAMOVW**
● Giallo / Yellow	38	**020STAMOGW**
● Blu / Blue	38	**020STAMOBLW**
CAM O		
● Nero / Black	38	**020STAMONWD**
● Rosso / Red	38	**020STAMORWD**
● Verde / Green	38	**020STAMOVWD**
● Giallo / Yellow	38	**020STAMOGWD**
● Blu / Blue	38	**020STAMOBLWD**
CAM O		
● Nero / Black	38	**020STAMONWS**
● Rosso / Red	38	**020STAMORWS**
● Verde / Green	38	**020STAMOVWS**
● Giallo / Yellow	38	**020STAMOGWS**
● Blu / Blue	38	**020STAMOBLWS**
CAM O		
● Nero / Black	38	**020STAMONWC**
● Rosso / Red	38	**020STAMORWC**
● Verde / Green	38	**020STAMOVWC**
● Giallo / Yellow	38	**020STAMOGWC**
● Blu / Blue	38	**020STAMOBLWC**
CAM E		
● Nero / Black	38	**020STAMENW**
CAM E		
● Nero / Black	38	**020STAMENWD**
CAM T		
● Nero / Black	38	**020STAMTNW**
● Rosso / Red	38	**020STAMTRW**
● Verde / Green	38	**020STAMTVW**
● Giallo / Yellow	38	**020STAMTGW**
● Blu / Blue	38	**020STAMTBLW**
CAM T		
● Nero / Black	38	**020STAMTNWD**
● Rosso / Red	38	**020STAMTRWD**
● Verde / Green	38	**020STAMTVWD**
● Giallo / Yellow	38	**020STAMTGWD**
● Blu / Blue	38	**020STAMTBLWD**

Selettori a manopola Ø22 Ghiera in metallo
Knob selector switches Ø22 Metal bezel

Cercare la combinazione di schemi a pag. 49-50 / See diagram combination on page 49-50

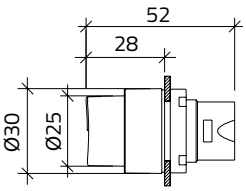

3 posizioni / 3 positions

	g	cod
CAM T		
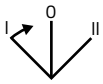		
● Nero / Black	38	**020STAMTNWS**
● Rosso / Red	38	**020STAMTRWS**
● Verde / Green	38	**020STAMTVWS**
● Giallo / Yellow	38	**020STAMTGWS**
● Blu / Blue	38	**020STAMTBLWS**
CAM T		
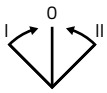		
● Nero / Black	38	**020STAMTNWC**
● Rosso / Red	38	**020STAMTRWC**
● Verde / Green	38	**020STAMTVWC**
● Giallo / Yellow	38	**020STAMTGWC**
● Blu / Blue	38	**020STAMTBLWC**

4 posizioni / 4 positions

	g	cod
CAM Q		
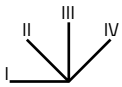		
● Nero / Black	38	**020STAMQNW**
● Rosso / Red	38	**020STAMQRW**
● Verde / Green	38	**020STAMQVW**
● Giallo / Yellow	38	**020STAMQGW**
● Blu / Blue	38	**020STAMQBLW**
CAM U		
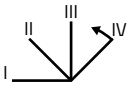		
● Nero / Black	38	**020STAMUNW**

5 posizioni / 5 positions

	g	cod
CAM R		
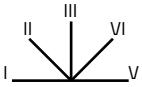		
● Nero / Black	38	**020STAMRNW**
● Rosso / Red	38	**020STAMRRW**
● Verde / Green	38	**020STAMRVW**
● Giallo / Yellow	38	**020STAMRGW**
● Blu / Blue	38	**020STAMRBLW**
CAM Z		
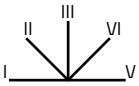		
● Nero / Black	38	**020STAMZNW**
● Rosso / Red	38	**020STAMZRW**
● Verde / Green	38	**020STAMZVW**
● Giallo / Yellow	38	**020STAMZGW**
● Blu / Blue	38	**020STAMZBLW**

Selettori luminosi a manopola Ø22 Ghiera in metallo
Illuminated knob selector switches Ø22 Metal bezel

Cercare la combinazione di schemi a pag. 49-50 / See diagram combination on page 49-50

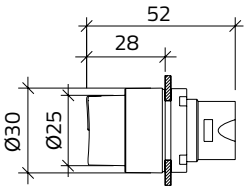

2 posizioni / 2 positions

CAM A

	g	cod
Rosso / Red	38	020STAMLARW
Verde / Green	38	020STAMLAVW
Giallo / Yellow	38	020STAMLAGW
Blu / Blue	38	020STAMLABLW
Bianco / White	38	020STAMLABW
Arancione / Orange	38	020STAMLAAW
Trasparente / Clear	38	020STAMLAIW

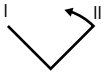

CAM A

	g	cod
Rosso / Red	38	020STAMLARWD
Verde / Green	38	020STAMLAVWD
Giallo / Yellow	38	020STAMLAGWD
Blu / Blue	38	020STAMLABLWD
Bianco / White	38	020STAMLABWD
Arancione / Orange	38	020STAMLAAWD
Trasparente / Clear	38	020STAMLAIWD

3 posizioni / 3 positions

CAM O

	g	cod
Rosso / Red	38	020STAMLORW
Verde / Green	38	020STAMLOVW
Giallo / Yellown	38	020STAMLOGW
Blu / Blue	38	020STAMLOBLW
Bianco / White	38	020STAMLOBW
Arancione / Orange	38	020STAMLOAW
Trasparente / Clear	38	020STAMLOIW

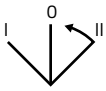

CAM O

	g	cod
Rosso / Red	38	020STAMLORWD
Verde / Green	38	020STAMLOVWD
Giallo / Yellow	38	020STAMLOGWD
Blu / Blue	38	020STAMLOBLWD
Bianco / White	38	020STAMLOBWD
Arancione / Orange	38	020STAMLOAWD
Trasparente / Clear	38	020STAMLOIWD

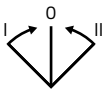

CAM O

	g	cod
Rosso / Red	38	020STAMLORWC
Verde / Green	38	020STAMLOVWC
Giallo / Yellow	38	020STAMLOGWC
Blu / Blue	38	020STAMLOBLWC
Bianco / White	38	020STAMLOBWC
Arancione / Orange	38	020STAMLOAWC
Trasparente / Clear	38	020STAMLOIWC

Selettori a chiave Ø22 Ghiera in metallo
Key selector switches Ø22 Metal bezel

Cercare la combinazione di schemi a pag. 49-50 / See diagram combination on page 49-50

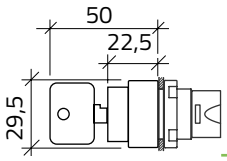

2 posizioni
2 positions

	g	k	cod	k	cod
CAM A	95	I II	**020STACAW**	I	**020STACAW2**
	95	II	**020STACAW4**		
CAM B	95	0 II	**020STACBW**	0	**020STACBW2**
	95	II	**020STACBW4**		
CAM B	95	0	**020STACBWD**		
CAM C	95	I 0	**020STACCW**	I	**020STACCW2**
	95	0	**020STACCW4**		
CAM C	95	0	**020STACCWS**		

Selettori a chiave Ø22 Ghiera in metallo
Key selector switches Ø22 Metal bezel

Cercare la combinazione di schemi a pag. 49-50 / See diagram combination on page 49-50

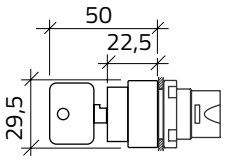

3 posizioni
3 positions

	g	k	cod	k	cod
CAM O					
	95		020STACOW		020STACOW2
	95		020STACOW3		020STACOW4
	95		020STACOW5		020STACOW6
	95		020STACOW7		
CAM O					
	95		020STACOWD		020STACOWD2
	95		020STACOWD3		
CAM O					
	95		020STACOWS		020STACOWS3
	95		020STACOWS4		
CAM O					
	95		020STACOWC		
CAM T					
	95		020STACTW		020STACTW2
	95		020STACTW3		020STACTW4
	95		020STACTW5		020STACTW6
	95		020STACTW7		
CAM T					
	95		020STACTWD		020STACTWD2
	95		020STACTWD3		
CAM T					
	95		020STACTWS		020STACTWS3
	95		020STACTWS4		
CAM T					
	95		020STACTWC		

Combinazione di schemi Ø22 Ghiera in metallo
Diagram combination Ø22 Metal bezel

			Schema Diagram	Contatti flangianti Flanged contacts
I II	**CAM A**	13 — 14	I II E10	020E10 020G
I II	**CAM A**	21 — 22 13 — 14	I II E01 E10	020E01 020E10 020G
0 II	**CAM B**	21 — 22 13 — 14	0 II E01 E10	020E01 020E10 020G
I 0	**CAM C**	21 — 22 13 — 14	I 0 E01 E10	020E01 020E10 020G
I 0 II	**CAM O**	23 — 24 13 — 14	I 0 II E10 E10	020E10 020E10 020G
I 0 II	**CAM O**	21 — 22 13 — 14	I 0 II E01 E10	020E10 020E10 020G
I 0 II	**CAM O**	43 — 44 33 — 34 21 — 22 11 — 12	I 0 II E10 E10 E01 E01	020E10 020E10 020E01 020E01 020G
I 0 II	**CAM E**	21 — 22 13 — 14	I 0 II E01 E10	020E01 020E10 020G
I 0 II	**CAM T**	21 — 22 13 — 14	I 0 II E01 E10	020E01 020E10 020G
I 0 II	**CAM T**	33 — 34 21 — 22 11 — 12	I 0 II E10 E01 E01	020E10 020E01 020E01 020G

Combinazione di schemi Ø22 Ghiera in metallo
Diagram combination Ø22 Metal bezel

		Schema Diagram	Contatti flangianti Flanged contacts
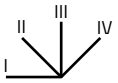	**CAM Q** 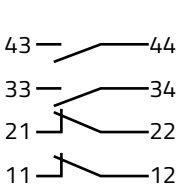	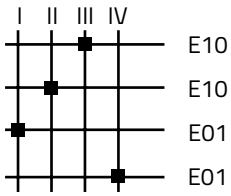	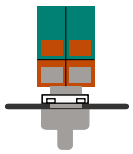 020E10 020E10 020E01 020E01 020G
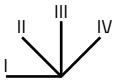	**CAM U** 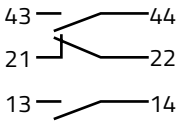	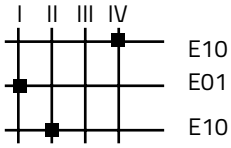	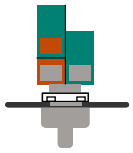 020E10 020E10 020E01 020G
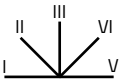	**CAM R** 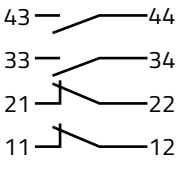	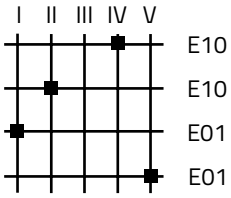	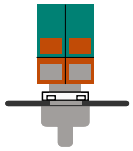 020E10 020E10 020E01 020E01 020G
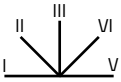	**CAM Z** 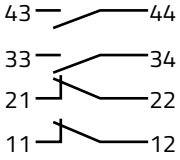	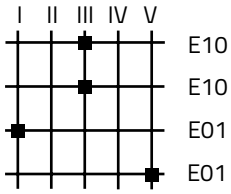	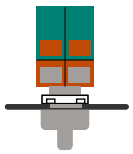 020E10 020E10 020E01 020E01 020G

Presa USB 3.0 Ø22
3.0 USB socket Ø22

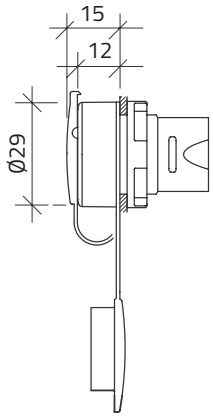

Presa USB 3.0
3.0 USB socket

	g	cod
Tipo A-A (femmina-femmina) **A-A type (female-female)** ● Nero / Black	24	**020PUSB**
Tipo C-A (femmina-femmina) **C-A type (female-female)** ● Nero / Black	24	**020PUSBC**

Cavo USB
USB cable

Cavo USB tipo M-M (maschio-maschio)
USB cable type M-M (male-male)

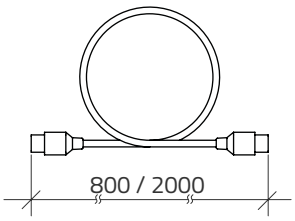

	g	cod
mt 0,8 **mt 0,8** ● Nero / Black	37	**010CUSBMM8**
mt 2 **mt 2** ● Nero / Black	77	**010CUSBMM20**

Cavo maschio tipo A - libero
Cable male type A - free

	g	cod
mt 0,8 **mt 0,8** ● Nero / Black	37	**010CUSBML8**

Simboli per operatore Ø22
Symbols for operators Ø22

Far seguire al codice articolo il suffisso del simbolo desiderato / Complete the item code with the suffix of the desired symbol

Esempio per pulsanti luminosi sporgenti e a fungo
Example for illuminated push-button: projecting and mushroom



Esempio per lampade spia
Example for pilot lights

Esempio per marcatura pulsanti
Example for push-button marking

Simboli per veicoli raccolta rifiuti
Symbols for waste collection vehicles

SIMBOLO SYMBOL	NORMA STANDARD	SUFFISSO SUFFIX
	IEC 5022a	**S 47**
	IEC 5022a	**S 46**
	IEC 5022a	**S 47S**
	IEC 5022a	**S 46B**
	IEC 5005a	**S 44**
	IEC 5006a	**S 45**
	ISO 0096	**S 48**
	IEC 5007a	**S 43**
	IEC 5008a	**S 42**
	IEC 5010a	**S 67**
	IEC 5011a	**S 68**
	IEC 5036a	**S 72**
	ISO 0434	**S 73**
	IEC 5014a	**S 76**
	IEC 5012a	**S 78**
	ISO 0085	**S 38**
	IEC 5178a	**S 138**
	IEC 5638a	**S 144**

SIMBOLO SYMBOL	NORMA STANDARD	N° N°	SUFFISSO SUFFIX
	UNI EN 1501-1	**01**	**S E01**
	UNI EN 1501-1	**02**	**S E02**
	UNI EN 1501-1	**03**	**S E03**
	UNI EN 1501-1	**04**	**S E04**
	UNI EN 1501-1	**05**	**S E05**
	UNI EN 1501-1	**06**	**S E06**
	UNI EN 1501-1	**07**	**S E07**
	UNI EN 1501-1	**08**	**S E08**
	UNI EN 1501-1	**09**	**S E09**
	UNI EN 1501-1	**10a**	**S E10a**
	UNI EN 1501-1	**10b**	**S E10b**
	UNI EN 1501-1	**11**	**S E11**
	UNI EN 1501-1	**12**	**S E12**
	UNI EN 1501-1	**13**	**S E13**
	UNI EN 1501-1	**14**	**S E14**
	UNI EN 1501-1	**15**	**S E15**
	UNI EN 1501-1	**16**	**S E16**
	UNI EN 1501-1	**17**	**S E17**
	UNI EN 1501-1	**18**	**S E18**

SIMBOLO SYMBOL	NORMA STANDARD	N° N°	SUFFISSO SUFFIX
	UNI EN 1501-1	**19**	**S E19**
	UNI EN 1501-1	**20**	**S E20**
	UNI EN 1501-1	**21**	**S E21**
	IEC 5007a ISO 700	**22**	**S E22**
	IEC 5008a ISO 700	**23**	**S E23**
	IEC 5013a ISO70001	**24**	**S E24**
	IEC 1141a ISO7000	**25**	**S E25**
	UNI EN 1501-1	**26**	**S E26**
	UNI EN 1501-1	**27**	**S E27**
	UNI EN 1501-1	**28**	**S E28**
	IEC 0004a ISO 7000	**29**	**S E29**
	IEC 0004a ISO7000	**30**	**S E30**
	UNI EN 1501-2	**31**	**S E31**
	UNI EN 1501-2	**32**	**S E32**
			S E16M
L R			**S E93M**
			S E98M
			S E99M

Accessori Ø22
Accessories Ø22

Corpo per lampade spia / Pilot light body

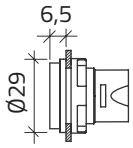

	g	n	cod
Completare articolo con gemma ed eventuale diffusore con simbolo To be fitted with lens and possible diffuser with symbol	6	5	**020UL**

Corpo per lampada spia monoblocco
Monolithic pilot light body

	g	n	cod
Completare articolo con gemma ed eventuale diffusore con simbolo To be fitted with lens and possible diffuser with symbol Alimentazione diretta / Direct supply	14	5	**020LM**

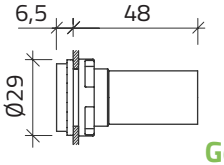

Gemme per lampade spia / Lenses for pilot lights

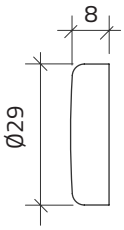

	g	n	cod
Rosso / Red	3	5	**020GR**
Verde / Green	3	5	**020GV**
Giallo / Yellow	3	5	**020GG**
Blu / Blue	3	5	**020GBL**
Bianco / White	3	5	**020GB**
Arancio / Orange	3	5	**020GA**
Trasparente / Clear	3	5	**020GI**



	g	n	cod
Rosso / Red	7	5	**020GAR**
Verde / Green	7	5	**020GAV**
Giallo / Yellow	7	5	**020GAG**
Blu / Blue	7	5	**020GABL**
Bianco / White	7	5	**020GAB**
Arancio / Orange	7	5	**020GAA**
Trasparente / Clear	7	5	**020GAI**

Diffusori con simbolo / Diffusers caps with symbol

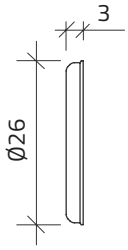

	g	n	cod
Completa il codice con il suffisso del simbolo desiderato vedi pag 52 Code to be completed with the suffix of the desired symbol, see page 52. Per lampade spia / For pilot lights	0,8	10	020DL***

Accessori Ø22
Accessories Ø22

Cappucci in gomma / Rubber caps

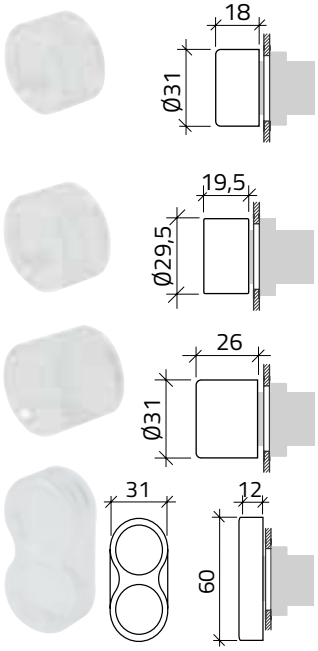

Silicone trasparente / Clear silicone

	g	n	cod
Pulsanti con guardia / Guarded push-button	3,5	5	**020CS**
Pulsanti con guardia metallica / Push-button with metal bezel	3,5	5	**020CGS**
Pulsanti sporgenti / Projecting push-button	3,5	5	**020CSGS**
Pulsanti doppi / Twin push-button	3,5	5	**020CGP2**

Soffietti di protezione per pulsanti a fungo
Bellows for mushroom push-buttons

	g	n	cod
● Nero / Black	3	5	**020SGFN**
● Rosso / Red	3	5	**020SGFR**
● Verde / Green	3	5	**020SGFV**
● Giallo / Yellow	3	5	**020SGFG**
● Blu / Blue	3	5	**020SGFBL**

Cappucci di protezione contatti
Protective caps for contacts

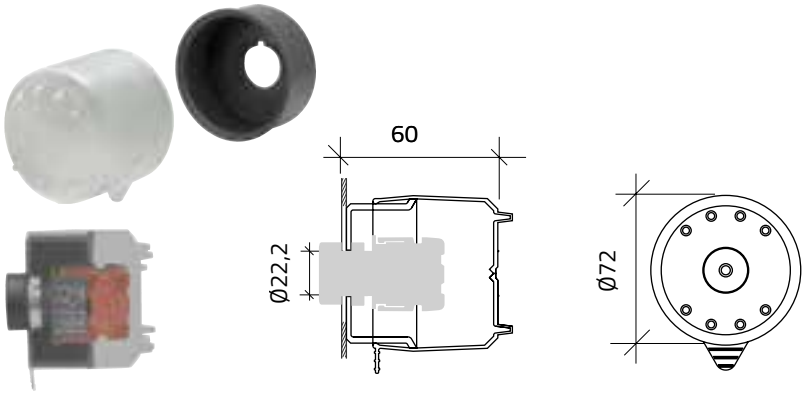

g	cod
58	**020CPC22**

Accessori Ø22
Accessories Ø22

Supporto operatore per guida DIN
DIN rail mounting adapter for operator

	g	cod
RAL 7035	16	**020SOGD**

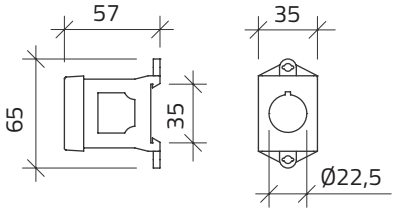

Tappi di chiusura / Hole plugs

	g	n	cod
RAL 7035	5	10	**020TTP**
Nero / Black	5	10	**020TTPN**
Trasparente / Clear	5	10	**020TTPT**
RAL 7016	5	10	**020TTPGR**

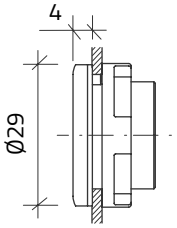

Accessori Ø22
Accessories Ø22

Protezioni lucchettabili e piombabili
Padlockable and sealable protective covers

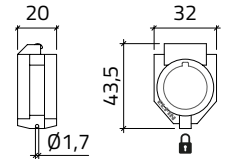

	g	cod
Piombabile / Sealable	6	**020PTPP**

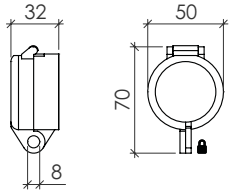

	g	cod
Lucchettabile / Padlockable	14	**020PTLO**

Accessori di protezione / Protective guards

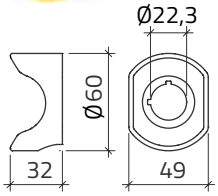

	g	cod
● RAL 7016	16	**020PEO**
● Giallo/ Yellow	16	**020PEOG**

Versione lucchettabile / Padlockable type

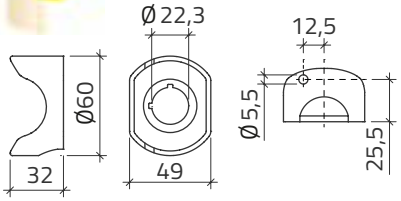

	g	cod
● Giallo/ Yellow	15	**020PEOGL**

	g	cod
● RAL 7016	35	**020GP22**
● Giallo/ Yellow	35	**020GPG22**

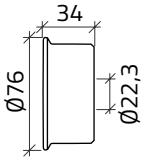

Accessori Ø22
Accessories Ø22

Accessori di protezione in termoplastica
Thermoplastic protective guards

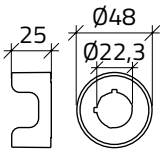

	g	cod
RAL 7016	13	**020GPF**
Rosso / Red	13	**020GPFR**
Verde / Green	13	**020GPFV**
Giallo/ Yellow	13	**020GPFG**
Blu / Blue	13	**020GPFBL**

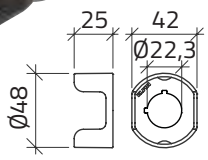

	g	cod
RAL 7016	8	**020GPF42**

Accessori di protezione in metallo
Metal protective guards

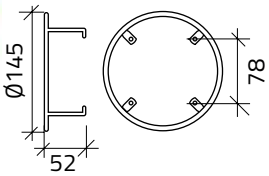

	g	cod
Giallo/Yellow	35	**020SPE**

Soffietto per manipolatore
Joystick bellows

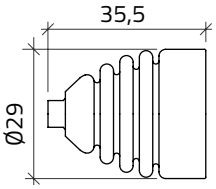

	g	cod
RAL 7016	5	**020SM16**
RAL 7035	5	**020SM35**

Accessori Ø22
Accessories Ø22

Terminali / Terminals

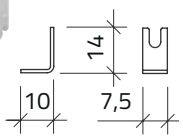

	g	n	cod
Collegamenti con elemento di comando e portalampada, compatibilità con spinotti 1 x 6.3 /2 x 2.8 mm tipo isolato / Connection with control element and lampholders 1x6.3 / 2x2.8 mm pins, insulated type Terminali Faston / Faston terminals	35	10	**020TF**

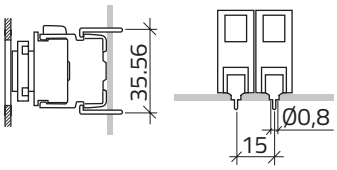

Terminali a saldare / Solder terminals	35	10	**020TS**

Chiavi / Keys

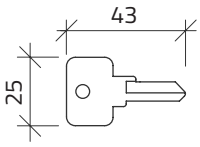

	g	c	n	cod
	11	3095	2	**010K95**
	11	3353	2	**010K53**
	11	9901	2	**010K01**
	11	9902	2	**010K02**
	11	9903	2	**010K03**
	11	9904	2	**010K04**
	11	9905	2	**010K05**
	11	9910	2	**010K10**
	11	9916	2	**010K16**
	11	9919	2	**010K19**

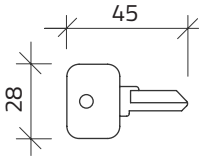

Versione secondo normativa FIAT / Version according to FIAT standards

● Nero / Black	11	73034	2	**010K34**
● Rosso / Red	11	73037	2	**010K37**
● Giallo/ Yellow	11	73033	2	**010K33**
● Blu / Blue	11	73038	2	**010K38**
● Arancio / Orange	11	73040	2	**010K40**

Accessori Ø22
Accessories Ø22

Chavi di serraggio ghiere / Locking ring wrenches

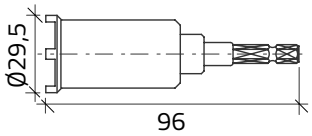

	g	cod
Chiave di serraggio acciaio, per avvitatore ⬢ 1/4 Steel locking ring wrench for screwdriver ⬢ 1/4	100	**020CGA**

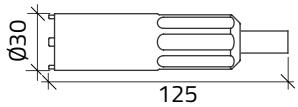

	g	cod
Chiave di serraggio plastica / Plastic locking ring wrench ● Nero / Black	32	**020CGN**

Ghiere di fissaggio operatori
Locking rings for operators

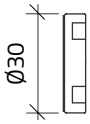

	g	n	cod
Filettatura passo 2, metallo / Thread pitch 2, metal	8	5	**020GF2**

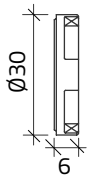

	g	n	cod
Per lampade spia e tappi / For pilot lights and plugs Filettatura passo 2, plastica / Thread pitch 2, plastic	4	5	**020GF2P**

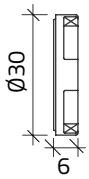

	g	n	cod
Per serie ghiera metallo e filo pannello / For metal bezel and flush-mount series Filettatura passo 1, metallo / Thread pitch 1, metal	8	5	**020GF**

	g	cod
Con supporto targhetta / With label support Flangia di riduzione da Ø30 a Ø22 Reductive flange from Ø30 to Ø22	8	**020FR**

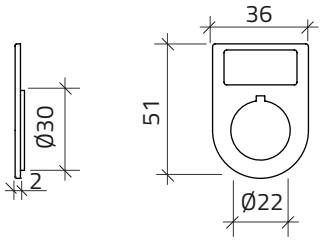

Targhette Ø22
Legend plates Ø22

Targhette emergenza, secondo VDE 0113
Emergency stop legend plates, according to VDE 0113

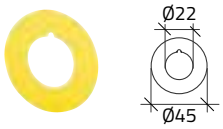

Ø 45

	g	cod
Senza testo / Blank	2	**020D**

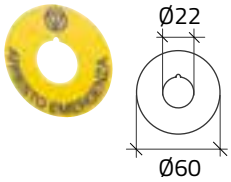

Ø 60

	g	cod
Senza testo / Blank	2	**020D0**
ARRESTO EMERGENZA	2	**020D21**
EMERGENCY STOP	2	**020D23**
NOT-AUS	2	**020D39**
ARRET D'URGENCE	2	**020D36**
PARO EMERGENCIA	2	**020D37**
NOOD UIT	2	**020D91**
EMERGENCIA PARAGEM	2	**020D95**
NOOD STOP	2	**020D107**
NØD STOP	2	**020D123**

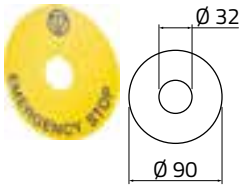

Ø 90

	g	cod
Senza testo / Blank	5,3	**020DD0**
ARRESTO EMERGENZA	5,3	**020DD21**
EMERGENCY STOP	5,3	**020DD23**
NOT-AUS	5,3	**020DD39**
ARRET D'URGENCE	5,3	**020DD36**
PARO EMERGENCIA	5,3	**020DD37**
EMERGENCIA PARAGEM	5,3	**020DD95**

Porta targhette / Legend plate holders

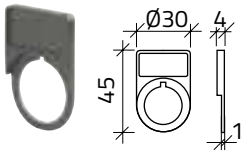

13x27

	g	n	cod
● Nero / Black	2	10	**020ST**
● Giallo / Yellow	2	10	**020STG**
● RAL 7016	2	10	**020STGR**

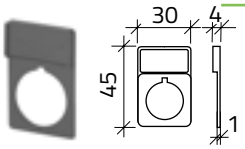

13x27

	g	n	cod
● Giallo / Yellow	2	10	**020SQG**
● RAL 7016	2	10	**020SQGR**

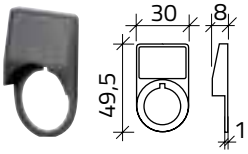

18x27

	g	n	cod
● Nero / Black	2,5	10	**020ST18**
● Giallo / Yellow	2,5	10	**020ST18G**
● RAL 7016	2,5	10	**020ST18GR**

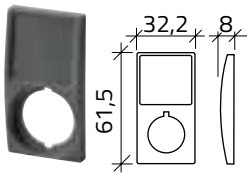

27x27

	g	n	cod
● Nero / Black	3	10	**020ST27N**
● Giallo / Yellow	3	10	**020ST27G**
● RAL 7016	3	10	**020ST27GR**

Targhette Ø22
Legend plates Ø22

Targhette adesive con diciture
Adhesive labels with texts

Dicitura / Texts

Quantità per confezione n° 10 / Pack quantity n° 10
Colore alluminio, scritta nera / Silver colour, with black text

	cod		cod		cod
Marcia	02001T	Emergenza	02021T	1 0 2	02041T
Arresto	02002T	Lavoro	02022T	Reset	02055T
Avanti	02003T	Stop	02023T	Test	02056T
Indietro	02004T	Arresto-Marcia	02024T	Nood Uit	02091T
Salita	02005T	Inser. Disinser.	02025T	ON O Off	02092T
Discesa	02006T	Start	02026T	Manu O Auto	02093T
Destra	02007T	Abbassa	02027T	Danger	02094T
Sinistra	02008T	Alza	02028T	Order Spanning	02095T
Apre	02009T	Alt	02029T	Sous Tension	02096T
Chiude	02010T	Apre Chiude	02030T	Hand O Auto	02097T
Lento	02011T	Aut. Semiaut.	02031T	Arret	02098T
Veloce	02012T	Aut O Man	02032T	Marche	02099T
Avviamento	02013T	0 1	02033T	Marcha	020100T
Arresto Ciclo	02014T	Tensione in linea	02034T	Arranque	020101T
Ciclo Automatico	02016T	Blocco	02035T	Subir	020102T
Ripristino Ciclo	02017T	Arret d'Urgence	02036T	Bajar	020103T
Inserito	02018T	Paro Emergencia	02037T	Parada	020104T
Corrente Inserita	02019T	Not Aus	02039T		
Disinserito	02020T	0 1 2	02040T		

Targhette adesive con simboli
Adhesive labels with symbols

Simbolo / Symbol

Quantità per confezione n° 10 / Pack quantity n° 10
Colore alluminio, scritta nera / Silver colour, with black symbol

	cod		cod
↑	02046T	O	02042T
→	02047T		02076T
	02048T	—	02045T
Ⓣ	02068T		02067T
	02038T		02078T
I	02043T		020144T
ϟ	02072T	⚠	02073T
	020138T		
+	02044T		

Targhette Ø22
Legend plates Ø22

Rotoli etichette adesive in alluminio
Aluminium adhesive labels rolls

		g	cod
13x27 mm	rotolo da 1500 pz / roll of 1500 pc	170	**020RE**
18x27 mm	rotolo da 1500 pz / roll of 1500 pc	280	**020RE18**
27x27 mm	rotolo da 1300 pz / roll of 1300 pc	240	**020RE27**
60x15 mm	rotolo da 1500 pz / roll of 1500 pc	380	**020RE615**
60x40 mm	rotolo da 700 pz / roll of 700 pc	500	**020RE640**
60x60 mm	rotolo da 500 pz / roll of 500 pc	450	**020RE660**
60x60 mm foro / hole Ø22	rotolo da 500 pz / roll of 500 pc	450	**020RE660D**
60x80 mm	rotolo da 400 pz / roll of 400 pc	580	**020RE680**
60x110 mm	rotolo da 300 pz / roll of 300 pc	580	**020RE6110**

Etichette protettive adesive
Adhesive protective labels

	g	n	cod
Pellicola trasparente / Protective film			
13x27 mm	2	10	**020PE**
18x27 mm	2	10	**020PE18**
27x27 mm	2	10	**020PE27**

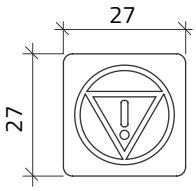

Etichetta adesiva emergenza
Adhesive emergency label

	g	cod
Targhetta adesiva / Adhesive label		
27x27 mm	0,2	**020144T27**

Targhette Ø22
Legend plates Ø22

Etichette neutre adesive / Blank adhesive labels

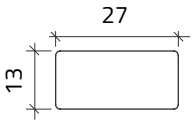

13x27

Incisione meccanica / Mechanical engraving

	g	n	cod
Silver-Incisione nera / Silver-Black engraving	0,2	10	**02000T**
Bianco-Incisione nera / White-Black engraving	0,2	10	**02000TB**
Giallo-Incisione nera / Yellow-Black engraving	0,2	10	**02000TG**
Nero-Incisione bianca / Black-White engraving	0,2	10	**02000TN**
Rosso-Incisione bianca / Red-White engraving	0,2	10	**02000TR**
Verde-Incisione bianca / Green-White engraving	0,2	10	**02000TV**
Blu-Incisione bianca / Blue-White engraving	0,2	10	**02000TBL**

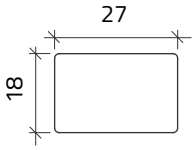

18x27

Incisione meccanica / Mechanical engraving

	g	n	cod
Silver-Incisione nera / Silver-Black engraving	0,2	10	**02000T18**
Bianco-Incisione nera / White-Black engraving	0,2	10	**02000TB18**
Giallo-Incisione nera / Yellow-Black engraving	0,2	10	**02000TG18**
Nero-Incisione bianca / Black-White engraving	0,2	10	**02000TN18**
Rosso-Incisione bianca / Red-White engraving	0,2	10	**02000TR18**
Verde-Incisione bianca / Green-White engraving	0,2	10	**02000TV18**
Blu-Incisione bianca / Blue-White engraving	0,2	10	**02000TBL18**

Etichette adesive
Adhesive labels

50X50

	g	cod
Silver-Incisione nera / Silver-Black engraving	1,8	**020T50**
Giallo-Incisione nera / Yellow-Black engraving	1,8	**020T50G**
Nero-Incisione bianca / Black-White engraving	1,8	**020T50N**

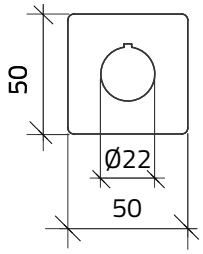

Lampadine
Lamps

BA9S Led luce fissa
BA9S Steady light led lamps

	g	n	cod
6V AC-DC			
Rosso / Red	2	5	**010BA9SLR6**
Verde / Green	2	5	**010BA9SLV6**
Giallo / Yellow	2	5	**010BA9SLG6**
Blu / Blue	2	5	**010BA9SLBL6**
Bianco / White	2	5	**010BA9SLB6**
12V AC-DC			
Rosso / Red	2	5	**010BA9SLR12**
Verde / Green	2	5	**010BA9SLV12**
Giallo / Yellow	2	5	**010BA9SLG12**
Blu / Blue	2	5	**010BA9SLBL12**
Bianco / White	2	5	**010BA9SLB12**
24V AC-DC			
Rosso / Red	2	5	**010BA9SLR24**
Verde / Green	2	5	**010BA9SLV24**
Giallo / Yellow	2	5	**010BA9SLG24**
Blu / Blue	2	5	**010BA9SLBL24**
Bianco / White	2	5	**010BA9SLB24**
36V AC-DC			
Rosso / Red	2	5	**010BA9SLR36**
Verde / Green	2	5	**010BA9SLV36**
Giallo / Yellow	2	5	**010BA9SLG36**
Blu / Blue	2	5	**010BA9SLBL36**
Bianco / White	2	5	**010BA9SLB36**
48V AC-DC			
Rosso / Red	2	5	**010BA9SLR48**
Verde / Green	2	5	**010BA9SLV48**
Giallo / Yellow	2	5	**010BA9SLG48**
Blu / Blue	2	5	**010BA9SLBL48**
Bianco / White	2	5	**010BA9SLB48**
130V AC-DC			
Rosso / Red	2	5	**010BA9SLR110**
Verde / Green	2	5	**010BA9SLV110**
Giallo / Yellow	2	5	**010BA9SLG110**
Blu / Blue	2	5	**010BA9SLBL110**
Bianco / White	2	5	**010BA9SLB110**
240V AC-DC			
Rosso / Red	2	5	**010BA9SLR240**
Verde / Green	2	5	**010BA9SLV240**
Giallo / Yellow	2	5	**010BA9SLG240**
Blu / Blue	2	5	**010BA9SLBL240**
Bianco / White	2	5	**010BA9SLB240**
400V AC-DC			
Rosso / Red	2	5	**010BA9SLR400**
Verde / Green	2	5	**010BA9SLV400**
Giallo / Yellow	2	5	**010BA9SLG400**
Blu / Blue	2	5	**010BA9SLBL400**
Bianco / White	2	5	**010BA9SLB400**

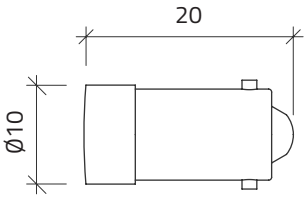

Lampadine
Lamps

BA9S Led luce fissa
BA9S Steady light led lamps

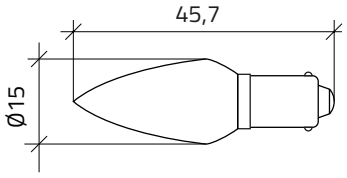

	g	cod
24V AC-DC		
● Rosso / Red	2	**010BA9ALR24**
● Verde / Green	2	**010BA9ALV24**
● Giallo / Yellow	2	**010BA9ALG24**
● Blu / Blue	2	**010BA9ALBL24**
○ Bianco / White	2	**010BA9ALB24**
240V AC-DC		
● Rosso / Red	2	**010BA9ALR220**
● Verde / Green	2	**010BA9ALV220**
● Giallo / Yellow	2	**010BA9ALG220**
● Blu / Blue	2	**010BA9ALBL220**
○ Bianco / White	2	**010BA9ALB220**

Led <60V non polarizzati 110-240 V polarizzati
Led lamps <60V non-polarized 110-240 V polarized

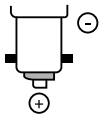

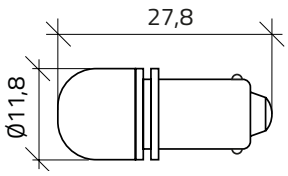

Led luce lampeggiante / Flashing light led
Led ultraluminoso tensioni ±15% non polarizzata / Ultra-bright led, voltage ±15% non-polarized

AC-DC	6	12	24	48	110	AC 220	mA	30	20	14	7	5	16

	g	cod
24V AC-DC		
● Rosso / Red	2	**010BA9SLLR24**
130V AC-DC		
● Rosso / Red	2	**010BA9SLLR110**
240V AC-DC		
● Rosso / Red	2	**010BA9SLLR220**

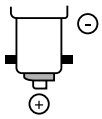

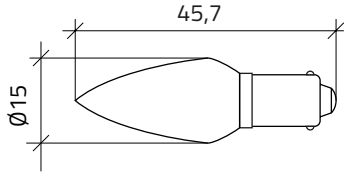

	g	cod
24V AC-DC		
● Rosso / Red	2	**010BA9ALLR24**

Nuove lampade due colori , tecnologia led alta luminosità
New bi-colour led lamps,high brightness

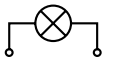

1 = X1+ X2-
2 = X1- X2+

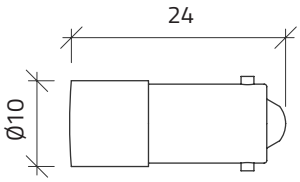

	g	cod
24V DC 15mA		
1 2		
● ● Verde, rosso / Green, red	2	**010BA9SLVR24**
● ● Verde, giallo / Green, yellow	2	**010BA9SLVG24**
● ● Blu, rosso / Blue, red	2	**010BA9SLBLR24**
● ● Blu, giallo / Blue, yellow	2	**010BA9SLBLG24**

Lampadine
Lamps

BA9S Lampadine ad incandescenza
BA9S Incandescent lamps

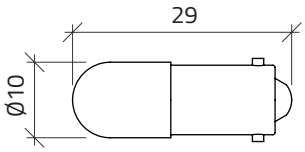

Lampadine BA9S ad incandescenza / Incandescent bulbs BA9S

		g	n	cod
6V	0,6W	1,3	10	**010BA9S6V-0.6W**
24V	1,2 w	1,3	10	**010BA9S24V-1.2W**
24V	3W	1,3	10	**010BA9S24V-3W**
30V	1,2W	1,3	10	**010BA9S30V-1.2W**
30V	3W	1,3	10	**010BA9S30V-3W**
48V	1,2W	1,3	10	**010BA9S48V-1.2W**
60V	1,2 w	1,3	10	**010BA9S60V-1.2W**
60V	3W	1,3	10	**010BA9S60V-3W**
110V	1,9W	1,3	10	**010BA9S130V-1.9**
220V	2W	1,3	10	**010BA9S220V-2W**

BA9S Lampadine al neon / BA9S neon lamps

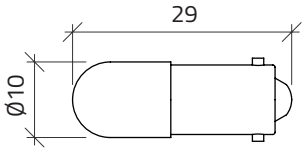

Neon AC

			g	n	cod
● Arancio / Orange	65V	0,05W	2,3	10	**010BA9SN65**
● Arancio / Orange	130V	0,1W	2,3	10	**010BA9SN110**
● Verde / Green	130V	0,1W	2,3	10	**010BA9NV110**
● Arancio / Orange	240V	0,3W	2,3	10	**010BA9SN220**
● Verde / Green	240V	0,3W	2,3	10	**010BA9NV220**
● Arancio / Orange	400V	0,5W	2,3	10	**010BA9SN380**
● Verde / Green	400V	0,5W	2,3	10	**010BA9NV380**

Stampante a trasferimento termico
Thermal printer

	g	cod
Mod Toshiba B-EV4T-GS14 (200 dpi) Stampante / Printer	1400	**010ST-EV4T**

Nastro trasferimento termico 74m / Thermal transfer ribbon,74m	280	**010NR6374**

Esempi di applicazione dell' etichetta
Example of label application

Applicazione dell'etichetta / Label application

Applicazione della pellicola transparente / Application of protective film

Applicazione su pannello / Panel mounting

Supporto / Support

Pigmento / Pigment

Protezione / Protection
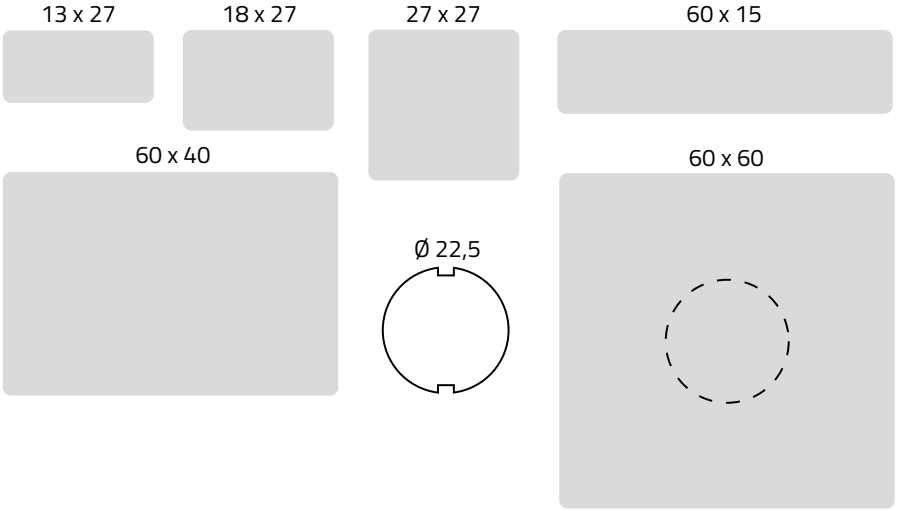
Dimensioni etichette
Label dimensions